



Alexis Pickering, President
Miranda Gold, Vice-President
Jim Hansen, Commissioner
Kent Goldthorpe, Commissioner
Dave McKinney, Commissioner

September 27, 2024

To: ACHD Employees
From: Christine Tannler, Budget Manager
Dale Kuperus, District Engineer
Subject: FY25/26 Budget Packet, Restructured

Executive Summary:

The FY25/26 Budget was crafted in accordance with Commission direction given during spring work sessions in conjunction with the creation of the Integrated Five-Year Work Plan. The adopted FY25 budget is balanced, and the proposed FY26 budget is within balancing range for the second year. The adopted budget has been reconfigured to mirror the new Department structure, effective at the onset of FY25.

Revenue:

The total projected revenue in FY25 is \$231.4 million – which includes an, approximately, \$4.5 million increase to the Property Tax Certification, \$17 million utilization of Strategic Initiative Funding for Highway 16 related projects and Eagle Rd and State St Phase 2 and \$14.4 million in Future Facilities Reservation for the continued development of the Apple Maintenance Facility.

Operational:

The FY25 operational budget is \$89.2 million, including labor. Expenditures in this budget are for materials, supplies, and equipment to maintain the district's growing infrastructure. These have been reallocated to reflect the new department structure.

Labor:

The FY25 labor budget includes a total of 465.5 full time positions. Included financial adjustments are detailed below:

- Medical insurance Projection – 10% increase
- Dental insurance Projection – 5% increase
- 3.0% Cost of Living increase

connecting you to more

Capital Projects:

The FY25 capital project budget is \$115.2 million. This includes projects throughout the county to improve facilities for all users.

Capital Facilities:

The FY25 capital facilities budget is \$29.2 million. This includes funding for the completion of the Traffic Operations Center, the continued development of the Apple Maintenance Facility, and the remodeling of ACHD Headquarters.

Revenue and Expenditure Summary

REVENUES	FY25 Adopted Budget	FY26 Proposed Budget
New Revenue	\$ 164,343,000	\$ 169,071,000
Cost-Sharing/Federal Grants	14,448,000	13,247,000
Rescheduled Projects	17,222,000	-
Reserves for future Facilities	14,400,000	33,000,000
Cash Reserves		
Reserves	2,233,312	-
Highway 16 Funding	2,150,000	19,963,000
Eagle and State Funding	14,906,000	0
Commuteride	3,890,500	3,572,800
TOTAL REVENUE	\$ 233,592,812	\$ 238,853,800
EXPENDITURES	FY25 Adopted Budget	FY26 Proposed Budget
Labor	\$ 51,722,012	\$ 53,536,533
Operational	\$ 37,436,800	\$ 37,327,600
Capital Projects	\$ 115,234,000	\$ 114,376,000
Capital Facilities	\$ 29,200,000	\$ 34,000,000
TOTAL EXPENDITURE	\$ 233,592,812	\$ 239,240,133

connecting you to more

Department Structure Changes:

The new department structure is split between two specific divisions – Overhead and Operations/Infrastructure. New department numbers have been assigned that better propagate organizational continuity.

1. Department name changes

- Director → Executive Office
- Capital Projects → ROW and Project Management
- Planning and Programming → Planning
- Construction Services → Construction & Utilities
- Administration → Finance
- Fleet → split into two department numbers
 - Fleet Services – operational expenses
 - Capital Fleet – equipment purchases

2. New Departments

- Safety and Training – under Facilities
- Procurement – under Finance

connecting you to more

Budget Summary

FY 23
Actuals

FY24
Adopted
Budget

FY 25
Adopted
Budget

FY 26
Proposed
Budget

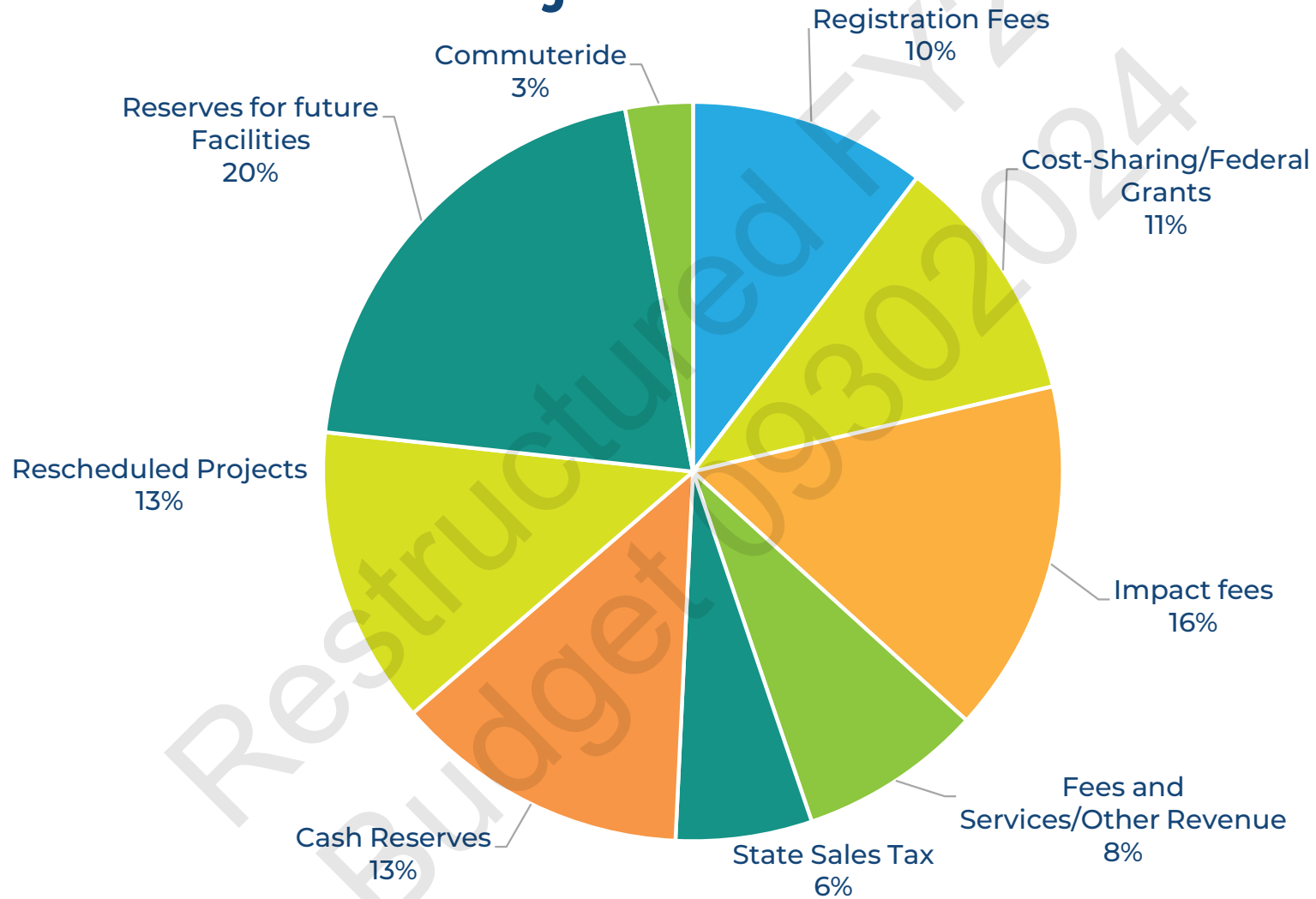
REVENUES				
Property Tax Certification	\$ 46,818,159	\$ 47,203,000	\$ 51,507,000	\$ 54,918,000
Property Tax Replacement Funds			\$ 320,000	
Highway Users Fund	44,026,097	57,400,000	59,100,000	60,900,000
Registration Fees	12,863,702	13,300,000	13,700,000	13,800,000
Cost-Sharing/Federal Grants	15,631,064	7,368,000	14,448,000	13,247,000
Impact fees	21,517,984	20,000,000	20,400,000	20,600,000
Fees and Services/Other Revenue	11,063,360	8,666,000	11,436,000	10,943,000
State Sales Tax	9,849,759	7,800,000	7,880,000	7,910,000
Strategic Initiative Funding	-	41,354,100	17,056,000	19,963,000
Rescheduled Projects	-	9,626,500	17,222,000	-
Reserves for Future Facilities	-	24,600,000	14,400,000	33,000,000
Cash Reserves			2,233,312	
Encumbrances	-	5,669,500	-	-
Commuteride	1,523,264	3,133,300	3,890,500	3,572,800
TOTAL REVENUE	\$ 163,293,388	\$ 246,120,400	\$ 233,592,812	\$ 238,853,800

EXPENDITURES				
Overhead	\$ 741,923	\$ 690,661	\$ 24,322,506	\$ 24,849,477
Operations	\$ 5,045,922	\$ 14,069,400	\$ 55,060,941	\$ 57,489,993
Commuteride	\$ -	\$ -	\$ 3,851,565	\$ 3,535,663
Capital Fleet	\$ 4,520,500	\$ 29,700,000	\$ 5,923,800	\$ 4,989,000
Capital Projects	\$ 87,220,618	\$ 231,775,882	\$ 115,234,000	\$ 114,376,000
Capital Facilities	\$ -	\$ -	\$ 29,200,000	\$ 34,000,000
TOTAL EXPENDITURE	\$ 97,528,964	\$ 276,235,943	\$ 233,592,812	\$ 239,240,133

CAPITAL PROJECTS				
Concept Design	\$ 745,732	\$ 797,596	\$ 1,175,000	\$ 1,785,000
Professional Services	\$ 11,921,168	\$ 9,267,664	\$ 15,813,000	\$ 8,850,000
ROW	\$ 14,903,284	\$ 10,781,237	\$ 11,523,000	\$ 14,947,000
Material - Signal	\$ 1,850,334	\$ 1,760,803	\$ 1,910,000	\$ 1,403,000
Survey	\$ 58,167	\$ 44,078	\$ 310,000	\$ 130,000
Construction	\$ 47,982,110	\$ 35,540,406	\$ 83,447,000	\$ 86,889,000
Utility Services	\$ 193,401	\$ 74,175	\$ 1,056,000	\$ 372,000
TOTAL CAPITAL PROJECTS	77,654,196	58,265,959	115,234,000	114,376,000

Capital Facilities				
Franklin TOC	\$ 4,625,000	\$ 23,000,000		
Franklin TOC - Construction			9,300,000	
Apple Maintenance Facility	800,000	800,000	14,400,000	33,000,000
Ustick Yard - Design	800,000	800,000		
Meeker - Remodel			4,000,000	1,000,000
Cloverdale Decant		5,100,000	1,500,000	
TOTAL CAPITAL FACILITIES	\$ 6,225,000	\$ 29,700,000	\$ 29,200,000	\$ 34,000,000

FY25 Projected Revenue



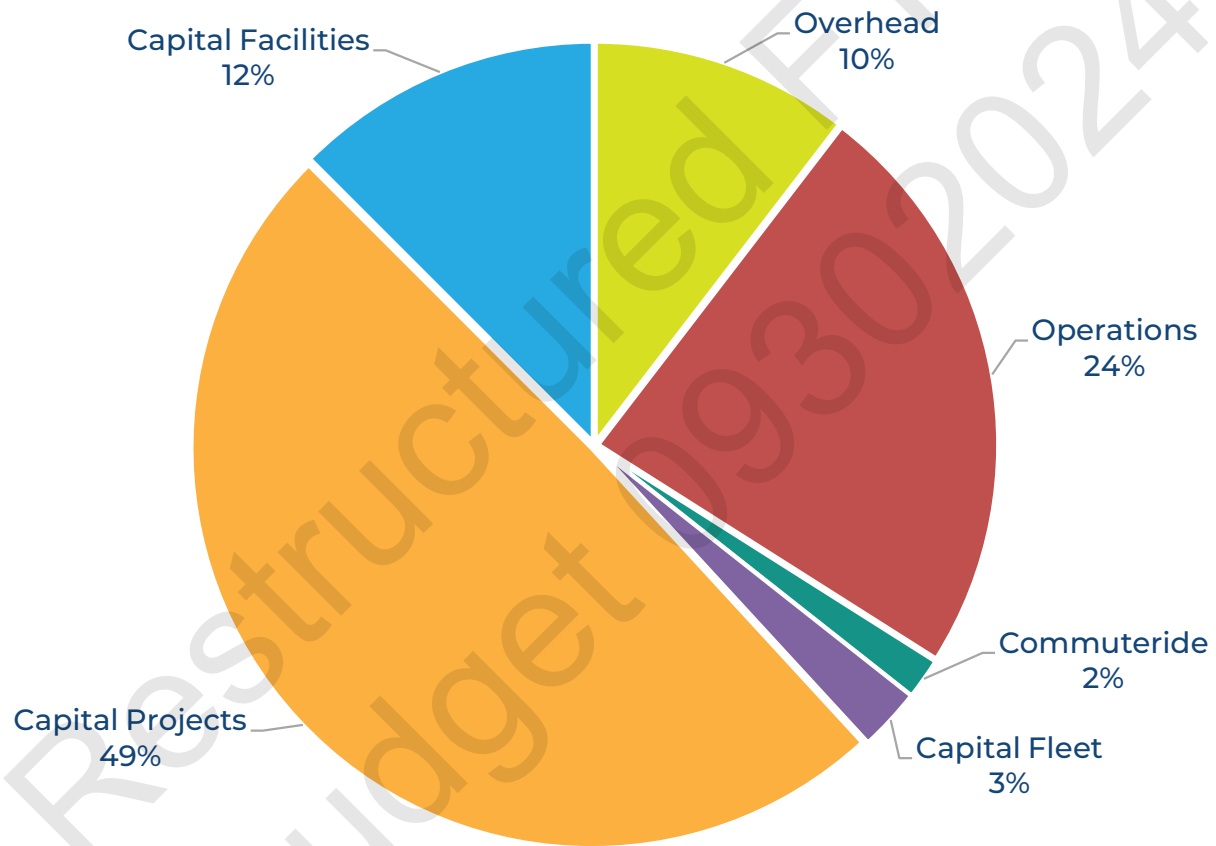
Fund 1 Revenues

Account Name	Description	FY24 Adopted		FY25 Adopted		FY26 Proposed	
		FY23 Actual	Budget	FY25 Itemizations	Budget	FY26 Itemizations	Budget
Property Taxes		\$ 46,818,159	\$ 47,203,000		\$ 51,827,000		\$ 54,918,000
Property Taxes	3% Allowable Increase			1,416,000		1,503,000	
Property Taxes	HB389 parameters - 1% M&O from Forgone			472,000		501,000	
Property Taxes	HB389 parameters - 3% Capital Project from Forgone			1,416,000		1,503,000	
Property Taxes	NCR - 90% Allowable			1,000,000		1,000,000	
Property Taxes	Prior Years' Certification			47,203,000		50,091,000	
Property Taxes	Replacement Funds-not in Certification			320,000		320,000	
Penalties and Interest		276,424	100,000		100,000		100,000
Highway Users Fund		44,026,097	57,400,000		59,100,000		60,900,000
Ag Tax Replacement		13,554	14,000		14,000		14,000
State Sales Tax		9,849,759	7,800,000		7,880,000		7,910,000
State Sales Tax	HB362 - FY21 Legislature- TECM Funding			5,000,000		5,000,000	
State Sales Tax	Idaho State Sales Tax			2,880,000		2,910,000	
Forest Reserve and Mining		4,357	4,000		4,000		4,000
Ada Cnty Registration Fee	*SUNSET FY2029*	12,863,702	13,300,000		13,700,000		13,800,000
Property Rentals		72,257	75,000		75,000		75,000
Street Name Signs		115,440	263,000		266,000		269,000
License Agreements		420,274	350,000		361,000		365,000
Plat Review Fees		221,315	465,000		479,000		484,000
Street Vacations		1,052,134	200,000		200,000		200,000
Zone Inspection Fees		1,852,611	2,119,000		2,183,000		1,705,000
Sub. Inspection/Testing Fees		337,717	795,000		819,000		827,000
Street Plan & Profile Fees		252,529	481,000		495,000		500,000
Interest Revenue		5,096,239	3,000,000		4,200,000		4,500,000
Service Reimbursement Fee		144,959	225,000		265,000		225,000
Cost Sharing Payments		463,894	400,000		400,000		400,000
Cost Sharing Payments-Projects		3,883,457	1,970,000		6,015,000		6,070,000
Cost Sharing Payments-Projects	Cost Sharing Payments - Project related			5,665,000		5,720,000	
Cost Sharing Payments-Projects	Development Traffic Materials			350,000		350,000	
Federal Grants - Projects		11,283,713	4,998,000		8,033,000		6,777,000
Miscellaneous Revenue		98,519	175,000		175,000		175,000
Equipment Disposal		437,830	150,000		500,000		500,000
Property Disposal		667,200	250,000		500,000		500,000
Impact Fees		21,233,365	20,000,000		20,400,000		20,600,000
Extraordinary Impact Fees		284,619	250,000		250,000		250,000
Utilize Cash Reserves - General Fund		-	41,354,100		17,056,000		19,963,000
Utilize Cash Reserves - General Fund	Cash Reserves						
Utilize Cash Reserves - General Fund	Eagle Rd/State St Strategic Initiative funds			2,150,000			
Utilize Cash Reserves - General Fund	Highway 16 Reservation Funds			14,906,000		19,963,000	
Encumbrances		-	5,669,500		-		-
Extraordinary Impact Fee Offset		-	(250,000)		(250,000)		(250,000)
Future Facility Reservation		-	24,600,000		26,900,000		16,000,000
Future Facility Reservation	Apple Maintenance Facility			14,400,000		15,000,000	
Future Facility Reservation	Meeker Remodel			4,000,000		1,000,000	
Future Facility Reservation	Traffic Ops Center			8,500,000		-	
Rescheduled Projects		-	9,626,500		17,222,000		-
Total Revenue		\$ 161,770,125	\$ 242,987,100		\$ 239,169,000		\$ 217,781,000

Fund 2 Revenues

Account Name	Description	FY24 Adopted		FY25 Adopted		FY26 Proposed	
		FY23 Actuals	Budget	FY25 Itemizations	Budget	FY26 Itemization	Budget
Gain/Loss on Sale of Vans		\$ -	\$ -	\$ -	\$ 200,000	\$ -	\$ 200,000
Vanpool Fares		979,599	1,050,000	-	1,050,000	-	1050000
Interest Revenue		2,538	200	-	200	-	200
Federal Grants		280,353	490,000	-	492,000	-	442000
Federal Grants (Vans)	ITD/VRT Federal Funds	-	582,000	-	1,318,400	-	980000
ACHD - General Fund		240,716	217,000	-	215,000	-	215000
Miscellaneous Revenue		20,058	30,000	-	20,000	-	20000
Mobility Grant Revenue		-	20,000	-	20,000	-	20000
Utilize Cash Reserves - Commuteride		-	352,100	-	227,900	-	43600
Depreciation Offset		-	-	-	345,000	-	600000
Depreciation Offset		-	345,000	-	-	-	0
Total		\$ 1,523,264	\$ 3,086,300		\$ 3,888,500		\$ 3,570,800
Grand Total		\$ 163,293,388	\$ 242,987,100		\$ 243,057,500		\$ 221,351,800

FY25 Budgeted Total Expenditures



Expenses By Department: Summary

Dept No	Dept Name	FY 2023 Actuals	FY2024 Adopted Budget	FY2025 Adopted Budget	FY2026 Proposed Budget
1050	Commission	229,951	255,979	296,903	307,782
1075	Executive Office	829,133	922,931	1,654,572	1,714,411
1150	Deputy Director: Finance	2,392,934	2,538,397	1,854,639	1,893,884
1175	Procurement	-	-	333,399	344,845
1250	Deputy Director: Business Operations	-	-	282,833	293,836
1255	IT	5,009,515	6,322,937	6,141,604	6,259,171
1275	Fleet Services	4,832,257	6,492,277	6,841,882	7,179,426
1300	Facilities	1,684,587	2,247,222	2,906,771	2,960,408
1325	Safety and Training	-	-	210,510	213,466
1350	HR	1,427,444	1,749,191	1,674,775	1,470,248
1400	Communications	1,187,706	1,133,560	1,182,142	1,240,367
1600	Legal	947,748	1,165,374	942,476	971,633
Overhead Dept Total		\$ 18,541,276	\$ 22,827,868	\$ 24,322,506	\$ 24,849,477
2100	Deputy Director: Operations	741,923	690,661	729,247	759,096
2125	Environmental	1,744,866	2,113,638	2,115,297	2,174,748
2151	Maintenance Adams/Apple	10,550,421	12,438,096	12,234,513	13,541,008
2152	Maintenance Cloverdale	10,731,873	10,368,712	10,391,232	10,969,852
2153	Maintenance Ustick	792,277	1,477,344	1,755,565	1,810,074
2175	Traffic Ops	7,925,677	9,732,065	8,694,605	8,629,348
2200	Deputy Director- Projects	305,379	325,338	273,347	283,793
2220	ROW and Project Management	2,958,471	3,389,788	3,278,179	3,395,314
2240	Safety Engineering	1,711,130	2,327,815	4,059,031	4,169,930
2260	Construction and Utilities	748,903	3,549,686	3,672,204	3,735,408
2280	Planning	2,130,483	2,465,673	2,109,276	2,065,864
2400	Development Services	5,425,394	6,033,505	5,748,445	5,955,558
7000	Commuteride	2,214,813	3,133,293	3,851,565	3,535,663
Operations Dept Total		\$ 47,981,609	\$ 58,045,614	\$ 58,912,506	\$ 61,025,656
5400	Capital Fleet	5,045,922	14,069,400	5,923,800	4,989,000
5400	Capital Projects	77,654,196	107,132,500	115,234,000	114,376,000
5400	Capital Facilities	4,520,500	29,700,000	29,200,000	34,000,000
Capital Total		\$ 87,220,618	\$ 150,901,900	\$ 150,357,800	\$ 153,365,000
Grand Total		\$ 153,743,503	\$ 231,775,382	\$ 233,592,812	\$ 239,240,133

Department	Account String	Account Name	FY24 Actuals	FY24 Adopted Budget	FY25 Adopted Budget	FY26 Proposed Budget
Commission						
(01-1050) Commission	1-00100-1050-01-0000	Wages	\$ 139,990	\$ 148,150	\$ 152,560	\$ 157,900
(01-1050) Commission	1-00110-1050-01-0000	Fica Taxes	10,159	11,334	11,671	12,079
(01-1050) Commission	1-00120-1050-01-0000	State Retirement	17,085	17,371	18,246	18,885
(01-1050) Commission	1-00130-1050-01-0000	Insurances	49,073	59,062	96,233	100,719
(01-1050) Commission	1-00140-1050-01-0000	Worker`s Compensation	49	62	193	199
(01-1050) Commission	1-00240-1050-01-0000	Books - Dues - Subscriptions	90	1,000	1,000	1,000
(01-1050) Commission	1-00300-1050-01-0000	Travel and Meetings	5,158	7,000	7,000	7,000
(01-1050) Commission	1-00310-1050-01-0000	Auto Mileage	3,322	5,000	4,000	4,000
(01-1050) Commission	1-00420-1050-01-0000	Commission Expense	5,025	7,000	6,000	6,000
Comission Total			\$ 229,951	\$ 255,979	\$ 296,903	\$ 307,782

Executive Office

(01-1075) Executive Office	1-00100-1075-01-0000	Wages	\$ 324,705	\$ 349,417	\$ 832,922	\$ 862,075
(01-1075) Executive Office	1-00110-1075-01-0000	Fica Taxes	21,883	26,731	63,719	65,949
(01-1075) Executive Office	1-00120-1075-01-0000	State Retirement	51,810	46,217	99,618	103,104
(01-1075) Executive Office	1-00130-1075-01-0000	Insurances	49,194	78,542	194,152	202,805
(01-1075) Executive Office	1-00140-1075-01-0000	Worker`s Compensation	742	1,024	9,061	9,378
(01-1075) Executive Office	1-00170-1075-01-0000	Temporaries	-	-	20,000	20,000
(01-1075) Executive Office	1-00235-1075-01-0000	Legislative Relations	92,667	110,000	120,000	130,000
(01-1075) Executive Office	1-00240-1075-01-0000	Books - Dues - Subscriptions	17,166	30,000	27,600	28,600
(01-1075) Executive Office	1-00300-1075-01-0000	Travel and Meetings	3,700	2,000	6,000	6,000
(01-1075) Executive Office	1-00310-1075-01-0000	Auto Mileage	2,768	2,500	1,500	1,500
(01-1075) Executive Office	1-00320-1075-01-0000	Employee Training	-	2,500	3,000	3,000
(01-1075) Executive Office	1-00351-1075-01-0000	Incentives/Awards	5,540	6,000	6,000	6,000
(01-1075) Executive Office	1-00430-1075-01-0000	Commuteride/COMPASS Support	249,479	255,000	255,000	260,000
(01-1075) Executive Office	1-00460-1075-01-0000	Miscellaneous Expense	2,862	8,000	8,000	8,000
(01-1075) Executive Office	1-00495-1075-01-0000	Discretionary Account for Mgrs	6,617	5,000	8,000	8,000
Executive Office Total			\$ 829,133	\$ 922,931	\$ 1,654,572	\$ 1,714,411

Department	Account String	Account Name	FY24 Actuals	FY24 Adopted Budget	FY25 Adopted Budget	FY26 Proposed Budget
(01-1150) Deputy Director: Finance	1-00100-1150-01-0000	Wages	\$ 1,095,717	\$ 1,119,532	\$ 669,928	\$ 693,376
(01-1150) Deputy Director: Finance	1-00110-1150-01-0000	Fica Taxes	75,270	85,645	51,250	53,043
(01-1150) Deputy Director: Finance	1-00120-1150-01-0000	State Retirement	159,956	141,445	80,123	82,928
(01-1150) Deputy Director: Finance	1-00130-1150-01-0000	Insurances	271,748	363,160	264,866	275,954
(01-1150) Deputy Director: Finance	1-00140-1150-01-0000	Worker`s Compensation	1,481	2,015	3,172	3,283
(01-1150) Deputy Director: Finance	1-00150-1150-01-0000	Unemployment Insurance	5,975	5,000	20,000	20,000
(01-1150) Deputy Director: Finance	1-00160-1150-01-0000	Temporaries	1,162	20,000	20,000	20,000
(01-1150) Deputy Director: Finance	1-00170-1150-01-0000	Overtime Pay	4,945	5,000	5,000	5,000
(01-1150) Deputy Director: Finance	1-00200-1150-01-0000	Postage	12,318	15,000	15,000	15,000
(01-1150) Deputy Director: Finance	1-00210-1150-01-0000	Printing	34,534	33,000	10,000	10,000
(01-1150) Deputy Director: Finance	1-00230-1150-01-0000	Advertising	25,193	20,500	5,000	5,000
(01-1150) Deputy Director: Finance	1-00240-1150-01-0000	Books - Dues - Subscriptions	3,778	6,600	5,600	5,600
(01-1150) Deputy Director: Finance	1-00261-1150-01-0000	Supplies - Office	42,065	35,000	35,000	35,000
(01-1150) Deputy Director: Finance	1-00265-1150-01-0000	Supplies - Clothing	1,744	3,200	3,300	3,300
(01-1150) Deputy Director: Finance	1-00291-1150-01-0000	Leases and Rentals	7,548	7,500	9,000	9,000
(01-1150) Deputy Director: Finance	1-00300-1150-01-0000	Travel and Meetings	9,247	16,500	11,500	11,500
(01-1150) Deputy Director: Finance	1-00310-1150-01-0000	Auto Mileage	-	200	200	200
(01-1150) Deputy Director: Finance	1-00320-1150-01-0000	Employee Training	10,261	14,400	11,500	11,500
(01-1150) Deputy Director: Finance	1-00340-1150-01-0000	Insurance and Bonds	212,024	242,000	242,000	242,000
(01-1150) Deputy Director: Finance	1-00341-1150-01-0000	Self-Insurance Claims	21,774	100,000	100,000	100,000
(01-1150) Deputy Director: Finance	1-00430-1150-01-0000	Commuteride/COMPASS Support	242,716	217,000	217,000	217,000
(01-1150) Deputy Director: Finance	1-00460-1150-01-0000	Miscellaneous Expense	4,076	500	500	500
(01-1150) Deputy Director: Finance	1-00461-1150-01-0000	Bank Fees	8,807	9,000	9,000	9,000
(01-1150) Deputy Director: Finance	1-00495-1150-01-0000	Discretionary Account for Mgrs	4,039	13,200	2,700	2,700
(01-1150) Deputy Director: Finance	1-00705-1150-01-0000	Professional Services	85,529	63,000	63,000	63,000
Deputy Director: Finance Total			\$ 2,341,905	\$ 2,538,397	\$ 1,854,639	\$ 1,893,884

Procurement

(01-1175) Procurement	1-00100-1175-01-0000	Wages	\$ -	\$ -	\$ 181,975	\$ 188,345
(01-1175) Procurement	1-00110-1175-01-0000	Fica Taxes	-	-	13,921	14,408
(01-1175) Procurement	1-00120-1175-01-0000	State Retirement	-	-	21,764	22,526
(01-1175) Procurement	1-00130-1175-01-0000	Insurances	-	-	65,921	69,737
(01-1175) Procurement	1-00140-1175-01-0000	Worker`s Compensation	-	-	318	329
(01-1175) Procurement	1-00210-1175-01-0000	Printing	-	-	25,000	25,000
(01-1175) Procurement	1-00230-1175-01-0000	Advertising	-	-	15,500	15,500
(01-1175) Procurement	1-00240-1175-01-0000	Books - Dues - Subscriptions	-	-	1,000	1,000
(01-1175) Procurement	1-00300-1175-01-0000	Travel and Meetings	-	-	5,000	5,000
(01-1175) Procurement	1-00320-1175-01-0000	Employee Training	-	-	3,000	3,000
Procurement Total			\$ -	\$ -	\$ 333,399	\$ 344,845

Department	Account String	Account Name	FY24 Actuals	FY24 Adopted Budget	FY25 Adopted Budget	FY26 Proposed Budget
(01-1255) Information Technology	1-00100-1255-01-0000	Wages	\$ 1,295,951	\$ 1,377,692	\$ 1,461,074	\$ 1,512,212
(01-1255) Information Technology	1-00110-1255-01-0000	Fica Taxes	96,317	105,394	111,772	115,684
(01-1255) Information Technology	1-00120-1255-01-0000	State Retirement	181,088	169,759	174,744	180,861
(01-1255) Information Technology	1-00130-1255-01-0000	Insurances	314,756	428,724	492,866	510,488
(01-1255) Information Technology	1-00140-1255-01-0000	Worker`s Compensation	1,331	2,068	7,948	8,226
(01-1255) Information Technology	1-00160-1255-01-0000	Temporaries	63,446	63,000	80,000	80,000
(01-1255) Information Technology	1-00170-1255-01-0000	Overtime Pay	19,634	14,000	18,000	18,000
(01-1255) Information Technology	1-00210-1255-01-0000	Printing	3,168	2,500	2,500	3,000
(01-1255) Information Technology	1-00226-1255-01-0000	Utilities - Telephone	213,222	240,600	252,600	276,600
(01-1255) Information Technology	1-00240-1255-01-0000	Books - Dues - Subscriptions	1,487	7,500	7,500	7,500
(01-1255) Information Technology	1-00250-1255-01-0000	Freight	400	1,000	1,000	1,000
(01-1255) Information Technology	1-00261-1255-01-0000	Supplies - Office	977	3,500	3,500	3,500
(01-1255) Information Technology	1-00265-1255-01-0000	Supplies - Clothing	2,278	1,300	1,500	1,500
(01-1255) Information Technology	1-00270-1255-01-0000	Supplies - Computer	491,664	697,000	516,000	525,000
(01-1255) Information Technology	1-00275-1255-01-0000	Software Subscriptions	995,510	1,394,500	1,919,000	2,059,500
(01-1255) Information Technology	1-00291-1255-01-0000	Leases and Rentals	44,327	46,100	46,100	46,100
(01-1255) Information Technology	1-00300-1255-01-0000	Travel and Meetings	6,123	17,000	19,000	19,000
(01-1255) Information Technology	1-00320-1255-01-0000	Employee Training	13,732	17,000	19,000	19,000
(01-1255) Information Technology	1-00492-1255-01-0000	Maintenance/Repair - Equip	584,172	944,000	485,500	529,500
(01-1255) Information Technology	1-00495-1255-01-0000	Discretionary Account for Mgrs	1,138	1,500	2,000	2,500
(01-1255) Information Technology	1-00640-1255-01-0000	Office Equipment	390,960	472,800	210,000	10,000
(01-1255) Information Technology	1-00705-1255-01-0000	Professional Services	287,834	316,000	310,000	330,000
IT Total			\$ 5,009,515	\$ 6,322,937	\$ 6,141,604	\$ 6,259,171

Deputy Director: Business Operations

(01-1250) Deputy Director: Business Operations	1-00100-1250-01-0000	Wages	\$ -	\$ -	\$ 190,545	\$ 197,214
(01-1250) Deputy Director: Business Operations	1-00110-1250-01-0000	Fica Taxes	-	-	14,577	15,087
(01-1250) Deputy Director: Business Operations	1-00120-1250-01-0000	State Retirement	-	-	22,789	23,587
(01-1250) Deputy Director: Business Operations	1-00130-1250-01-0000	Insurances	-	-	52,595	55,540
(01-1250) Deputy Director: Business Operations	1-00140-1250-01-0000	Worker`s Compensation	-	-	2,327	2,408
Deputy Director: Business Operations Total			\$ -	\$ -	\$ 282,833	\$ 293,836

Department	Account String	Account Name	FY24 Actuals	FY24 Adopted Budget	FY25 Adopted Budget	FY26 Proposed Budget
Fleet Services						
(01-1275) Fleet Services	1-00100-1275-01-0000	Wages	\$ 974,765	\$ 1,069,769	\$ 1,082,383	\$ 1,120,267
(01-1275) Fleet Services	1-00110-1275-01-0000	Fica Taxes	71,307	81,838	82,802	85,700
(01-1275) Fleet Services	1-00120-1275-01-0000	State Retirement	127,547	126,964	129,453	133,984
(01-1275) Fleet Services	1-00130-1275-01-0000	Insurances	254,912	340,318	350,037	366,098
(01-1275) Fleet Services	1-00140-1275-01-0000	Worker`s Compensation	10,094	14,288	42,007	43,477
(01-1275) Fleet Services	1-00170-1275-01-0000	Overtime Pay	7,357	10,000	25,000	25,000
(01-1275) Fleet Services	1-00240-1275-01-0000	Books - Dues - Subscriptions	160	100	200	200
(01-1275) Fleet Services	1-00250-1275-01-0000	Freight	11,901	28,000	25,000	25,000
(01-1275) Fleet Services	1-00260-1275-01-0000	Supplies - Operations	32,074	6,000	15,000	15,000
(01-1275) Fleet Services	1-00262-1275-01-0000	Supplies - Welding	14,420	22,000	60,500	60,500
(01-1275) Fleet Services	1-00263-1275-01-0000	Supplies - Shop	128,182	120,000	120,000	130,000
(01-1275) Fleet Services	1-00265-1275-01-0000	Supplies - Clothing	3,086	3,500	5,000	5,000
(01-1275) Fleet Services	1-00267-1275-01-0000	Supplies - Small Tools	86,111	85,000	85,000	85,000
(01-1275) Fleet Services	1-00270-1275-01-0000	Supplies - Computer	-	25,000	10,000	5,000
(01-1275) Fleet Services	1-00281-1275-01-0000	Supplies - Communications	21,608	150,000	175,000	175,000
(01-1275) Fleet Services	1-00291-1275-01-0000	Leases and Rentals	9,825	5,000	5,000	5,000
(01-1275) Fleet Services	1-00300-1275-01-0000	Travel and Meetings	516	2,000	5,000	5,000
(01-1275) Fleet Services	1-00320-1275-01-0000	Employee Training	3,129	10,300	10,300	10,000
(01-1275) Fleet Services	1-00460-1275-01-0000	Miscellaneous Expense	991	1,000	1,000	1,000
(01-1275) Fleet Services	1-00492-1275-01-0000	Maintenance/Repair - Equip	96,413	200,000	300,000	305,000
(01-1275) Fleet Services	1-00495-1275-01-0000	Discretionary Account for Mgrs	-	1,200	1,200	1,200
(01-1275) Fleet Services	1-00544-1275-01-0000	Parts - Tires	-	20,000	20,000	20,000
(01-1275) Fleet Services	1-00546-1275-01-0000	Parts - Non- Inventory	1,075,006	1,430,000	1,550,000	1,750,000
(01-1275) Fleet Services	1-00547-1275-01-0000	Parts - Fuel	1,249,486	1,925,000	1,850,000	1,900,000
(01-1275) Fleet Services	1-00705-1275-01-0000	Professional Services	137,521	135,000	159,500	169,500
(01-1275) Fleet Services	1-00740-1275-01-0000	Contractual Services	515,847	680,000	732,500	737,500
Fleet Services Total			\$ 4,832,257	\$ 6,492,277	\$ 6,841,882	\$ 7,179,426

Department	Account String	Account Name	FY24 Actuals	FY24 Adopted Budget	FY25 Adopted Budget	FY26 Proposed Budget
Facilities						
(01-1300) Facilities	1-00100-1300-01-0000	Wages	\$ 160,496	\$ 161,392	\$ 286,739	\$ 296,775
(01-1300) Facilities	1-00110-1300-01-0000	Fica Taxes	12,219	12,347	21,936	22,703
(01-1300) Facilities	1-00120-1300-01-0000	State Retirement	21,328	19,326	34,294	35,494
(01-1300) Facilities	1-00130-1300-01-0000	Insurances	51,856	70,838	118,909	124,482
(01-1300) Facilities	1-00140-1300-01-0000	Worker`s Compensation	451	1,419	4,593	4,754
(01-1300) Facilities	1-00170-1300-01-0000	Overtime Pay	6,142	5,000	8,000	9,000
(01-1300) Facilities	1-00222-1300-01-0000	Util Electric & Gas	171,012	190,000	260,000	275,600
(01-1300) Facilities	1-00225-1300-01-0000	Util Trash & Sewer	117,633	77,500	100,000	106,000
(01-1300) Facilities	1-00226-1300-01-0000	Utilities - Telephone	1,052	1,200	2,000	2,200
(01-1300) Facilities	1-00240-1300-01-0000	Books - Dues - Subscriptions	-	500	1,000	1,100
(01-1300) Facilities	1-00250-1300-01-0000	Freight	10,515	5,500	15,000	16,000
(01-1300) Facilities	1-00261-1300-01-0000	Supplies - Office	88,028	150,000	500,000	640,000
(01-1300) Facilities	1-00263-1300-01-0000	Supplies - Shop	2,545	1,500	4,000	4,300
(01-1300) Facilities	1-00264-1300-01-0000	Supplies - NPDES	-	-	-	-
(01-1300) Facilities	1-00265-1300-01-0000	Supplies - Clothing	390	500	800	800
(01-1300) Facilities	1-00267-1300-01-0000	Supplies - Small Tools	116	1,500	3,500	3,700
(01-1300) Facilities	1-00291-1300-01-0000	Leases and Rentals	-	6,300	9,500	10,000
(01-1300) Facilities	1-00293-1300-01-0000	Facilities Leases	103,832	453,000	215,500	-
(01-1300) Facilities	1-00300-1300-01-0000	Travel and Meetings	-	1,500	3,000	3,500
(01-1300) Facilities	1-00320-1300-01-0000	Employee Training	-	3,900	7,000	7,500
(01-1300) Facilities	1-00330-1300-01-0000	Safety and First Aid	72,374	67,000	-	-
(01-1300) Facilities	1-00493-1300-01-0000	Maint / Repair - Bldg & Grds	605,412	776,500	1,005,000	1,070,400
(01-1300) Facilities	1-00495-1300-01-0000	Discretionary Account for Mgrs	68	500	1,000	1,100
(01-1300) Facilities	1-00620-1300-01-0000	Buildings	156,533	95,000	110,000	117,000
(01-1300) Facilities	1-00705-1300-01-0000	Professional Services	98,856	120,000	135,000	144,000
(01-1300) Facilities	1-00740-1300-01-0000	Contractual Services	3,731	25,000	60,000	64,000
Facilities Total			\$ 1,684,587	\$ 2,247,222	\$ 2,906,771	\$ 2,960,408

Safety And Training

(01-1325) Safety and Training	1-00100-1325-01-0000	Wages	\$ -	\$ -	\$ 70,271	\$ 72,730
(01-1325) Safety and Training	1-00110-1325-01-0000	Fica Taxes	-	-	5,376	5,564
(01-1325) Safety and Training	1-00120-1325-01-0000	State Retirement	-	-	8,404	8,699
(01-1325) Safety and Training	1-00130-1325-01-0000	Insurances	-	-	16,333	17,108
(01-1325) Safety and Training	1-00140-1325-01-0000	Worker`s Compensation	-	-	1,126	1,165
(01-1325) Safety and Training	1-00261-1325-01-0000	Supplies - Office	-	-	1,500	1,500
(01-1325) Safety and Training	1-00330-1325-01-0000	Safety and First Aid	-	-	107,500	106,700
Safety and Training Total			\$ -	\$ -	\$ 210,510	\$ 213,466

Department	Account String	Account Name	FY24 Actuals	FY24 Adopted Budget	FY25 Adopted Budget	FY26 Proposed Budget
Human Resources						
(01-1350) Human Resources	1-00100-1350-01-0000	Wages	\$ 659,591	\$ 734,772	\$ 355,917	\$ 368,374
(01-1350) Human Resources	1-00110-1350-01-0000	Fica Taxes	46,251	56,211	27,228	28,181
(01-1350) Human Resources	1-00120-1350-01-0000	State Retirement	96,885	91,465	42,568	44,058
(01-1350) Human Resources	1-00130-1350-01-0000	Insurances	153,948	217,368	146,720	152,753
(01-1350) Human Resources	1-00140-1350-01-0000	Worker`s Compensation	1,438	1,375	1,142	1,182
(01-1200) Human Resources	1-00170-1350-01-0000	Overtime Pay	51	500	-	-
(01-1350) Human Resources	1-00210-1350-01-0000	Printing	384	9,000	15,000	500
(01-1350) Human Resources	1-00230-1350-01-0000	Advertising	283,240	200,000	275,000	275,000
(01-1350) Human Resources	1-00240-1350-01-0000	Books - Dues - Subscriptions	4,850	3,500	4,500	4,500
(01-1350) Human Resources	1-00261-1350-01-0000	Supplies - Office	2,510	3,000	1,500	1,500
(01-1350) Human Resources	1-00265-1350-01-0000	Supplies - Clothing	1,020	1,100	1,100	1,100
(01-1350) Human Resources	1-00300-1350-01-0000	Travel and Meetings	5,154	5,000	5,000	5,000
(01-1350) Human Resources	1-00320-1350-01-0000	Employee Training	20,321	17,000	17,000	17,000
(01-1350) Human Resources	1-00330-1350-01-0000	Safety and First Aid	23,233	38,500	35,600	35,600
(01-1350) Human Resources	1-00351-1350-01-0000	Incentives/Awards	8,736	185,600	244,500	308,500
(01-1350) Human Resources	1-00460-1350-01-0000	Miscellaneous Expense	9,516	12,800	19,000	19,000
(01-1350) Human Resources	1-00495-1350-01-0000	Discretionary Account for Mgrs	6,445	6,000	6,000	6,000
(01-1350) Human Resources	1-00640-1350-01-0000	Office Equipment	-	-	275,000	-
(01-1350) Human Resources	1-00705-1350-01-0000	Professional Services	103,871	166,000	202,000	202,000
HR Total			\$ 1,427,444	\$ 1,749,191	\$ 1,674,775	\$ 1,470,248

Restructured FY25
Budget 09302024

Department	Account String	Account Name	FY24 Actuals	FY24 Adopted Budget	FY25 Adopted Budget	FY26 Proposed Budget
Communications						
(01-1400) Communications	1-00100-1400-01-0000	Wages	\$ 509,135	\$ 548,753	\$ 609,706	\$ 631,045
(01-1400) Communications	1-00110-1400-01-0000	Fica Taxes	36,870	41,980	46,642	48,275
(01-1400) Communications	1-00120-1400-01-0000	State Retirement	69,154	66,751	72,921	75,473
(01-1400) Communications	1-00130-1400-01-0000	Insurances	119,123	164,670	167,608	174,387
(01-1400) Communications	1-00140-1400-01-0000	Worker`s Compensation	1,779	2,506	9,263	9,587
(01-1400) Communications	1-00160-1400-01-0000	Temporaries	3,192	23,000	15,000	15,000
(01-1400) Communications	1-00170-1400-01-0000	Overtime Pay	7,172	2,000	3,000	3,000
(01-1400) Communications	1-00200-1400-01-0000	Postage	60,000	70,000	52,400	80,000
(01-1400) Communications	1-00210-1400-01-0000	Printing	37,015	90,000	90,000	90,000
(01-1400) Communications	1-00230-1400-01-0000	Advertising	30,310	40,000	45,000	45,000
(01-1400) Communications	1-00240-1400-01-0000	Books - Dues - Subscriptions	9,868	13,500	10,000	10,000
(01-1400) Communications	1-00251-1400-01-0000	Business Assistance	1,037	25,000	30,000	30,000
(01-1400) Communications	1-00261-1400-01-0000	Supplies - Office	5,094	3,500	5,000	5,000
(01-1400) Communications	1-00265-1400-01-0000	Supplies - Clothing	1,004	800	1,000	1,000
(01-1400) Communications	1-00270-1400-01-0000	Supplies - Computer	-	-	3,000	3,000
(01-1400) Communications	1-00291-1400-01-0000	Leases and Rentals	-	4,000	2,500	2,500
(01-1400) Communications	1-00300-1400-01-0000	Travel and Meetings	5,533	8,000	8,000	8,000
(01-1400) Communications	1-00320-1400-01-0000	Employee Training	3,527	7,500	9,500	7,500
(01-1400) Communications	1-00495-1400-01-0000	Discretionary Account for Mgrs	1,126	1,600	1,600	1,600
(01-1400) Communications	1-00640-1400-01-0000	Office Equipment	230,202	10,000	-	-
(01-1400) Communications	1-00705-1400-01-0000	Professional Services	56,565	10,000	-	-
Communications Total			\$ 1,187,706	\$ 1,133,560	\$ 1,182,140	\$ 1,240,367

Legal						
(01-1600) Legal	1-00100-1600-01-0000	Wages	\$ 520,693	\$ 523,067	\$ 533,222	\$ 551,885
(01-1600) Legal	1-00110-1600-01-0000	Fica Taxes	35,284	40,015	40,791	42,219
(01-1600) Legal	1-00120-1600-01-0000	State Retirement	77,501	69,870	63,773	66,005
(01-1600) Legal	1-00130-1600-01-0000	Insurances	77,292	98,002	119,312	126,112
(01-1600) Legal	1-00140-1600-01-0000	Worker`s Compensation	227	220	978	1,012
(01-1600) Legal	1-00170-1600-01-0000	Overtime Pay	57	-	-	-
(01-1600) Legal	1-00240-1600-01-0000	Books - Dues - Subscriptions	21,392	18,000	18,000	18,000
(01-1600) Legal	1-00261-1600-01-0000	Supplies - Office	646	500	500	500
(01-1600) Legal	1-00265-1600-01-0000	Supplies - Clothing	270	200	400	400
(01-1600) Legal	1-00300-1600-01-0000	Travel and Meetings	3,520	5,000	5,000	5,000
(01-1600) Legal	1-00320-1600-01-0000	Employee Training	3,955	5,000	5,000	5,000
(01-1600) Legal	1-00460-1600-01-0000	Miscellaneous Expense	11	500	500	500
(01-1600) Legal	1-00495-1600-01-0000	Discretionary Account for Mgrs	2,955	5,000	5,000	5,000
(01-1600) Legal	1-00705-1600-01-0000	Professional Services	95,942	50,000	25,000	25,000
(01-1600) Legal	1-00706-1600-01-0000	Legal Fees	108,004	350,000	125,000	125,000
Legal Total			\$ 947,748	\$ 1,165,374	\$ 942,476	\$ 971,633

Department	Account String	Account Name	FY24 Actuals	FY24 Adopted Budget	FY25 Adopted Budget	FY26 Proposed Budget
Deputy Director: Operations						
	(02-2100) Deputy Director: Operations 1-00100-2100-02-0000	Wages	\$ 371,740	\$ 314,846	\$ 335,221	\$ 346,954
	(02-2100) Deputy Director: Operations 1-00110-2100-02-0000	Fica Taxes	24,878	24,086	25,644	26,542
	(02-2100) Deputy Director: Operations 1-00120-2100-02-0000	State Retirement	52,684	39,455	40,092	41,496
	(02-2100) Deputy Director: Operations 1-00130-2100-02-0000	Insurances	90,471	99,106	108,514	112,468
	(02-2100) Deputy Director: Operations 1-00140-2100-02-0000	Worker`s Compensation	1,098	1,368	4,576	4,736
	(02-2100) Deputy Director: Operations 1-00160-2100-02-0000	Temporaries	1,595	-	-	-
	(02-2100) Deputy Director: Operations 1-00170-2100-02-0000	Overtime Pay	37	-	1,000	1,000
	(02-2100) Deputy Director: Operations 1-00200-2100-02-0000	Postage	14,327	14,500	11,500	15,000
	(02-2100) Deputy Director: Operations 1-00210-2100-02-0000	Printing	21,477	13,000	13,000	15,000
	(02-2100) Deputy Director: Operations 1-00222-2100-02-0000	Util Electric & Gas	8,326	-	-	-
	(02-2100) Deputy Director: Operations 1-00225-2100-02-0000	Util Trash & Sewer	644	-	-	-
	(02-2100) Deputy Director: Operations 1-00240-2100-02-0000	Books - Dues - Subscriptions	1,161	2,000	2,000	2,000
	(02-2100) Deputy Director: Operations 1-00250-2100-02-0000	Freight	985	1,700	2,000	2,000
	(02-2100) Deputy Director: Operations 1-00261-2100-02-0000	Supplies - Office	425	2,000	2,000	2,000
	(02-2100) Deputy Director: Operations 1-00265-2100-02-0000	Supplies - Clothing	825	800	800	800
	(02-2100) Deputy Director: Operations 1-00291-2100-02-0000	Leases and Rentals	4,955	6,400	500	500
	(02-2100) Deputy Director: Operations 1-00300-2100-02-0000	Travel and Meetings	5,528	7,100	7,200	7,200
	(02-2100) Deputy Director: Operations 1-00310-2100-02-0000	Auto Mileage	38	300	-	-
	(02-2100) Deputy Director: Operations 1-00320-2100-02-0000	Employee Training	12,457	12,200	12,400	12,600
	(02-2100) Deputy Director: Operations 1-00330-2100-02-0000	Safety and First Aid	397	200	400	400
	(02-2100) Deputy Director: Operations 1-00460-2100-02-0000	Miscellaneous Expense	-	500	6,400	6,400
	(02-2100) Deputy Director: Operations 1-00492-2100-02-0000	Maintenance/Repair - Equip	47,080	66,300	59,000	65,000
	(02-2100) Deputy Director: Operations 1-00493-2100-02-0000	Maint / Repair - Bldg & Grds	2,205	-	-	-
	(02-2100) Deputy Director: Operations 1-00495-2100-02-0000	Discretionary Account for Mgrs	15,853	24,800	17,000	17,000
	(02-2100) Deputy Director: Operations 1-00620-2100-02-0000	Buildings	(14,670)	-	-	-
	(02-2100) Deputy Director: Operations 1-00705-2100-02-0000	Professional Services	77,406	60,000	80,000	80,000
Deputy Director: Operations Total			\$ 741,923	\$ 690,661	\$ 729,247	\$ 759,096

Department	Account String	Account Name	FY24 Actuals	FY24 Adopted Budget	FY25 Adopted Budget	FY26 Proposed Budget
Environmental						
	(02-2125) Environmental 1-00100-2125-02-0000	Wages	\$ 708,051	\$ 742,621	\$ 755,667	\$ 782,116
	(02-2125) Environmental 1-00110-2125-02-0000	Fica Taxes	51,331	56,811	57,809	59,832
	(02-2125) Environmental 1-00120-2125-02-0000	State Retirement	98,157	91,501	90,378	93,541
	(02-2125) Environmental 1-00130-2125-02-0000	Insurances	171,667	225,628	218,838	226,230
	(02-2125) Environmental 1-00140-2125-02-0000	Worker`s Compensation	2,722	3,577	12,105	12,529
	(02-2125) Environmental 1-00160-2125-02-0000	Temporaries	9,915	15,000	2,000	2,000
	(02-2125) Environmental 1-00170-2125-02-0000	Overtime Pay	745	2,000	15,000	15,000
	(02-2125) Environmental 1-00210-2125-02-0000	Printing	230	300	300	300
	(02-2125) Environmental 1-00226-2125-02-0000	Utilities - Telephone	2,259	1,500	1,500	1,500
	(02-2125) Environmental 1-00240-2125-02-0000	Books - Dues - Subscriptions	1,961	2,000	2,000	2,000
	(02-2125) Environmental 1-00250-2125-02-0000	Freight	552	1,000	1,000	1,000
	(02-2125) Environmental 1-00260-2125-02-0000	Supplies - Operations	-	16,000	15,000	15,000
	(02-2125) Environmental 1-00261-2125-02-0000	Supplies - Office	414	500	500	500
	(02-2125) Environmental 1-00264-2125-02-0000	Supplies - NPDES	6,170	6,000	6,000	6,000
	(02-2125) Environmental 1-00265-2125-02-0000	Supplies - Clothing	983	500	500	500
	(02-2125) Environmental 1-00267-2125-02-0000	Supplies - Small Tools	10,094	19,000	14,000	14,000
	(02-2125) Environmental 1-00269-2125-02-0000	Supplies - Signs	-	2,500	1,500	1,500
	(02-2125) Environmental 1-00300-2125-02-0000	Travel and Meetings	1,302	4,500	4,500	4,500
	(02-2125) Environmental 1-00320-2125-02-0000	Employee Training	3,192	4,000	4,000	4,000
	(02-2125) Environmental 1-00330-2125-02-0000	Safety and First Aid	685	200	200	200
	(02-2125) Environmental 1-00492-2125-02-0000	Maintenance/Repair - Equip	-	1,000	1,000	1,000
	(02-2125) Environmental 1-00495-2125-02-0000	Discretionary Account for Mgrs	635	500	500	500
	(02-2125) Environmental 1-00705-2125-02-0000	Professional Services	673,800	917,000	911,000	931,000
Environmental Total			\$ 1,744,866	\$ 2,113,638	\$ 2,115,297	\$ 2,174,748

Restructured FY25
Budget 09302024

Department	Account String	Account Name	FY24 Actuals	FY24 Adopted Budget	FY25 Adopted Budget	FY26 Proposed Budget
Maintenance - Apple						
	(02-2151) Maintenance - Apple 1-00100-2151-02-0000	Wages	\$ 3,457,618	\$ 3,772,127	\$ 3,880,336	\$ 4,016,148
	(02-2151) Maintenance - Apple 1-00110-2151-02-0000	Fica Taxes	279,681	288,568	296,846	307,235
	(02-2151) Maintenance - Apple 1-00120-2151-02-0000	State Retirement	495,877	460,199	464,088	480,331
	(02-2151) Maintenance - Apple 1-00130-2151-02-0000	Insurances	1,033,792	1,441,778	1,668,996	1,740,074
	(02-2151) Maintenance - Apple 1-00140-2151-02-0000	Worker`s Compensation	45,006	57,024	190,647	197,320
	(02-2151) Maintenance - Apple 1-00160-2151-02-0000	Temporaries	229,010	268,400	268,400	268,400
	(02-2151) Maintenance - Apple 1-00170-2151-02-0000	Overtime Pay	277,113	175,000	175,000	175,000
	(02-2151) Maintenance - Apple 1-00210-4351-03-0000	Printing	210	-	-	-
	(02-2151) Maintenance - Apple 1-00225-2151-02-0000	Util Trash & Sewer	750	500	800	800
	(02-2151) Maintenance - Apple 1-00240-2151-02-0000	Books - Dues - Subscriptions	160	1,000	600	600
	(02-2151) Maintenance - Apple 1-00250-2151-02-0000	Freight	27,925	110,000	80,000	120,000
	(02-2151) Maintenance - Apple 1-00260-2151-02-0000	Supplies - Operations	57,389	45,000	60,000	60,000
	(02-2151) Maintenance - Apple 1-00261-2151-02-0000	Supplies - Office	2,856	4,000	3,500	3,500
	(02-2151) Maintenance - Apple 1-00263-2151-02-0000	Supplies - Shop	29,353	15,000	15,000	15,000
	(02-2151) Maintenance - Apple 1-00264-2151-02-0000	Supplies - NPDES	3,197	5,000	5,000	5,000
	(02-2151) Maintenance - Apple 1-00265-2151-02-0000	Supplies - Clothing	21,232	19,000	24,000	24,000
	(02-2151) Maintenance - Apple 1-00267-2151-02-0000	Supplies - Small Tools	42,693	38,500	38,500	38,500
	(02-2151) Maintenance - Apple 1-00268-2151-02-0000	Supplies - Temp Traffic Device	23,963	25,000	50,000	25,000
	(02-2151) Maintenance - Apple 1-00291-2151-02-0000	Leases and Rentals	29,374	50,000	50,000	50,000
	(02-2151) Maintenance - Apple 1-00292-2151-02-0000	Equipment Rental W/Oper	10,435	20,000	-	-
	(02-2151) Maintenance - Apple 1-00300-2151-02-0000	Travel and Meetings	7,992	9,600	14,700	17,400
	(02-2151) Maintenance - Apple 1-00320-2151-02-0000	Employee Training	22,478	25,900	29,100	27,700
	(02-2151) Maintenance - Apple 1-00410-2151-02-0000	Liability Payments	-	2,500	2,500	2,500
	(02-2151) Maintenance - Apple 1-00460-2151-02-0000	Miscellaneous Expense	-	2,000	2,000	2,000
	(02-2151) Maintenance - Apple 1-00502-2151-02-0000	Material - Liquid Asphalt	3,000,762	4,000,000	3,500,000	4,500,000
	(02-2151) Maintenance - Apple 1-00503-2151-02-0000	Material - Asphalt Mixes	79,314	100,000	100,000	100,000
	(02-2151) Maintenance - Apple 1-00504-2151-02-0000	Material - Precast Concrete	12,638	15,000	20,000	20,000
	(02-2151) Maintenance - Apple 1-00505-2151-02-0000	Material - Metal Pipe	645	500	500	500
	(02-2151) Maintenance - Apple 1-00506-2151-02-0000	Material - PVC Pipe	141,870	148,000	150,000	150,000
	(02-2151) Maintenance - Apple 1-00508-2151-02-0000	Material - Gravel	44,377	50,000	50,000	50,000
	(02-2151) Maintenance - Apple 1-00510-2151-02-0000	Material - Concrete	99,652	75,000	80,000	80,000
	(02-2151) Maintenance - Apple 1-00511-2151-02-0000	Material - Metal	13,500	15,000	15,000	15,000
	(02-2151) Maintenance - Apple 1-00512-2151-02-0000	Material - Lumber	2,336	2,000	2,000	2,000
	(02-2151) Maintenance - Apple 1-00513-2151-02-0000	Material - Salt	260,244	250,000	250,000	250,000
	(02-2151) Maintenance - Apple 1-00548-2151-02-0000	Pre-Cast Non-Inventory	3,569	5,000	5,000	5,000
	(02-2151) Maintenance - Apple 1-00549-2151-02-0000	Pipe Non-Inventory	5,607	2,000	5,000	5,000
	(02-2151) Maintenance - Apple 1-00705-2151-02-0000	Professional Services	337,731	582,500	530,000	580,000
	(02-2151) Maintenance - Apple 1-00740-2151-02-0000	Contractual Services	450,074	357,000	207,000	207,000
Maintenance - Apple Total			\$ 10,550,421	\$ 12,438,096	\$ 12,234,513	\$ 13,541,008

Department	Account String	Account Name	FY24 Actuals	FY24 Adopted Budget	FY25 Adopted Budget	FY26 Proposed Budget
Maintenance - Cloverdale						
(02-2152) Maintenance - Cloverdale	1-00100-2152-02-0000	Wages	\$ 3,421,918	\$ 3,786,656	\$ 3,668,839	\$ 3,797,248
(02-2152) Maintenance - Cloverdale	1-00110-2152-02-0000	Fica Taxes	267,186	289,680	280,666	290,489
(02-2152) Maintenance - Cloverdale	1-00120-2152-02-0000	State Retirement	475,643	455,430	438,793	454,151
(02-2152) Maintenance - Cloverdale	1-00130-2152-02-0000	Insurances	1,012,144	1,367,537	1,529,068	1,586,721
(02-2152) Maintenance - Cloverdale	1-00140-2152-02-0000	Worker`s Compensation	43,753	54,909	185,066	191,543
(02-2152) Maintenance - Cloverdale	1-00160-2152-02-0000	Temporaries	171,553	175,500	175,500	175,500
(02-2152) Maintenance - Cloverdale	1-00170-2152-02-0000	Overtime Pay	238,654	175,000	175,000	175,000
(02-2152) Maintenance - Cloverdale	1-00225-2152-02-0000	Util Trash & Sewer	4,655	2,000	2,000	2,000
(02-2152) Maintenance - Cloverdale	1-00240-2152-02-0000	Books - Dues - Subscriptions	1,447	2,000	2,000	2,000
(02-2152) Maintenance - Cloverdale	1-00250-2152-02-0000	Freight	28,412	80,000	120,000	80,000
(02-2152) Maintenance - Cloverdale	1-00260-2152-02-0000	Supplies - Operations	44,229	80,000	80,000	80,000
(02-2152) Maintenance - Cloverdale	1-00261-2152-02-0000	Supplies - Office	3,875	3,500	3,500	3,500
(02-2152) Maintenance - Cloverdale	1-00263-2152-02-0000	Supplies - Shop	24,168	15,000	25,000	25,000
(02-2152) Maintenance - Cloverdale	1-00264-2152-02-0000	Supplies - NPDES	5,305	2,500	2,500	2,500
(02-2152) Maintenance - Cloverdale	1-00265-2152-02-0000	Supplies - Clothing	22,785	25,000	25,000	25,000
(02-2152) Maintenance - Cloverdale	1-00267-2152-02-0000	Supplies - Small Tools	74,080	62,000	62,000	62,000
(02-2152) Maintenance - Cloverdale	1-00268-2152-02-0000	Supplies - Temp Traffic Device	43,047	30,000	55,000	30,000
(02-2152) Maintenance - Cloverdale	1-00291-2152-02-0000	Leases and Rentals	30,982	50,000	50,000	50,000
(02-2152) Maintenance - Cloverdale	1-00300-2152-02-0000	Travel and Meetings	10,436	25,000	13,700	18,400
(02-2152) Maintenance - Cloverdale	1-00320-2152-02-0000	Employee Training	12,034	14,200	41,600	41,800
(02-2152) Maintenance - Cloverdale	1-00410-2152-02-0000	Liability Payments	38,185	39,300	2,500	2,500
(02-2152) Maintenance - Cloverdale	1-00460-2152-02-0000	Miscellaneous Expense	446	2,500	2,000	2,000
(02-2152) Maintenance - Cloverdale	1-00502-2152-02-0000	Material - Liquid Asphalt	-	2,000	250,000	250,000
(02-2152) Maintenance - Cloverdale	1-00503-2152-02-0000	Material - Asphalt Mixes	119,190	250,000	170,000	170,000
(02-2152) Maintenance - Cloverdale	1-00504-2152-02-0000	Material - Precast Concrete	200,634	170,000	54,000	54,000
(02-2152) Maintenance - Cloverdale	1-00505-2152-02-0000	Material - Metal Pipe	45,643	54,000	500	500
(02-2152) Maintenance - Cloverdale	1-00506-2152-02-0000	Material - PVC Pipe	2,101	500	150,000	150,000
(02-2152) Maintenance - Cloverdale	1-00508-2152-02-0000	Material - Gravel	175,342	148,000	50,000	50,000
(02-2152) Maintenance - Cloverdale	1-00509-2152-02-0000	Material - Chips	63,726	50,000	750,000	1,221,000
(02-2152) Maintenance - Cloverdale	1-00510-2152-02-0000	Material - Concrete	1,278,800	678,000	75,000	75,000
(02-2152) Maintenance - Cloverdale	1-00511-2152-02-0000	Material - Metal	84,203	70,000	10,000	10,000
(02-2152) Maintenance - Cloverdale	1-00512-2152-02-0000	Material - Lumber	6,829	20,000	7,000	7,000
(02-2152) Maintenance - Cloverdale	1-00514-2152-02-0000	Material - Chemicals	6,468	7,000	450,000	450,000
(02-2152) Maintenance - Cloverdale	1-00515-2152-02-0000	Material - Guardrail	632,048	400,000	60,000	60,000
(02-2152) Maintenance - Cloverdale	1-00548-2152-02-0000	Pre-Cast Non-Inventory	136,627	45,000	15,000	15,000
(02-2152) Maintenance - Cloverdale	1-00549-2152-02-0000	Pipe Non-Inventory	27,570	15,000	2,000	2,000
(02-2152) Maintenance - Cloverdale	1-00705-2152-02-0000	Professional Services	1,257	2,000	622,000	572,000
(02-2152) Maintenance - Cloverdale	1-00740-2152-02-0000	Contractual Services	950,670	573,500	786,000	786,000
(02-2152) Maintenance - Cloverdale	1-FTE REQ-2152-02-0000	FTE Request	1,025,830	1,146,000	-	-
Maintenance - Cloverdale Total			\$ 10,731,873	\$ 10,368,712	\$ 10,391,232	\$ 10,969,852

Department	Account String	Account Name	FY24 Actuals	FY24 Adopted Budget	FY25 Adopted Budget	FY26 Proposed Budget
Maintenance - Ustick						
	(02-2153) Maintenance - Ustick 1-00100-2153-02-0000	Wages	\$ 474,614	\$ 757,041	\$ 898,512	\$ 929,960
	(02-2153) Maintenance - Ustick 1-00110-2153-02-0000	Fica Taxes	37,789	57,914	68,736	71,142
	(02-2153) Maintenance - Ustick 1-00120-2153-02-0000	State Retirement	67,487	90,477	107,462	111,223
	(02-2153) Maintenance - Ustick 1-00130-2153-02-0000	Insurances	139,789	294,459	349,319	365,375
	(02-2153) Maintenance - Ustick 1-00140-2153-02-0000	Worker`s Compensation	4,745	9,053	49,636	51,374
	(02-2153) Maintenance - Ustick 1-00160-2153-02-0000	Temporaries	-	100,000	100,000	100,000
	(02-2153) Maintenance - Ustick 1-00170-2153-02-0000	Overtime Pay	41,151	60,000	60,000	60,000
	(02-2153) Maintenance - Ustick 1-00240-2153-02-0000	Books - Dues - Subscriptions	200	1,000	1,000	1,000
	(02-2153) Maintenance - Ustick 1-00250-2153-02-0000	Freight	8	500	20,000	20,000
	(02-2153) Maintenance - Ustick 1-00260-2153-02-0000	Supplies - Operations	-	1,500	1,500	1,500
	(02-2153) Maintenance - Ustick 1-00261-2153-02-0000	Supplies - Office	426	1,000	1,500	1,500
	(02-2153) Maintenance - Ustick 1-00263-2153-02-0000	Supplies - Shop	180	3,000	5,000	5,000
	(02-2153) Maintenance - Ustick 1-00265-2153-02-0000	Supplies - Clothing	3,465	5,000	7,000	7,000
	(02-2153) Maintenance - Ustick 1-00267-2153-02-0000	Supplies - Small Tools	5,200	12,500	15,000	15,000
	(02-2153) Maintenance - Ustick 1-00291-2153-02-0000	Leases and Rentals	-	1,500	1,500	1,500
	(02-2153) Maintenance - Ustick 1-00300-2153-02-0000	Travel and Meetings	7,141	7,000	8,200	7,600
	(02-2153) Maintenance - Ustick 1-00320-2153-02-0000	Employee Training	10,080	9,400	11,200	10,900
	(02-2153) Maintenance - Ustick 1-00503-2153-02-0000	Material - Asphalt Mixes	-	15,000	50,000	50,000
	(02-2153) Maintenance - Ustick 1-00705-2153-02-0000	Professional Services	-	51,000	-	-
Maintenance - Ustick Total			\$ 792,277	\$ 1,477,344	\$ 1,755,565	\$ 1,810,074

Restructured FY25
Budget 09302024

Department	Account String	Account Name	FY24 Actuals	FY24 Adopted Budget	FY25 Adopted Budget	FY26 Proposed Budget
Traffic Operations						
	(02-2175) Traffic Operations 1-00100-2175-02-0000	Wages	\$ 3,927,518	\$ 4,307,574	\$ 3,742,451	\$ 3,873,437
	(02-2175) Traffic Operations 1-00110-2175-02-0000	Fica Taxes	286,337	329,530	286,298	296,318
	(02-2175) Traffic Operations 1-00120-2175-02-0000	State Retirement	532,066	534,005	447,597	463,263
	(02-2175) Traffic Operations 1-00130-2175-02-0000	Insurances	1,049,767	1,481,850	1,471,390	1,502,359
	(02-2175) Traffic Operations 1-00140-2175-02-0000	Worker`s Compensation	33,157	43,506	174,369	180,471
	(02-2175) Traffic Operations 1-00160-2175-02-0000	Temporaries	101,657	85,000	70,000	70,000
	(02-2175) Traffic Operations 1-00170-2175-02-0000	Overtime Pay	66,582	40,500	45,000	45,000
	(02-2175) Traffic Operations 1-00210-2175-02-0000	Printing	70	1,200	200	200
	(02-2175) Traffic Operations 1-00223-2175-02-0000	UTIL Signal	120,560	110,000	115,000	115,000
	(02-2175) Traffic Operations 1-00224-2175-02-0000	UTIL Street Lights	5,291	6,500	7,000	7,000
	(02-2175) Traffic Operations 1-00240-2175-02-0000	Books - Dues - Subscriptions	9,956	18,800	12,900	12,900
	(02-2175) Traffic Operations 1-00250-2175-02-0000	Freight	15,317	13,700	17,800	17,800
	(02-2175) Traffic Operations 1-00260-2175-02-0000	Supplies - Operations	504	2,300	2,500	2,500
	(02-2175) Traffic Operations 1-00261-2175-02-0000	Supplies - Office	3,921	4,700	2,500	3,000
	(02-2175) Traffic Operations 1-00262-2175-02-0000	Supplies - Welding	13,374	8,000	8,000	8,000
	(02-2175) Traffic Operations 1-00263-2175-02-0000	Supplies - Shop	5,313	12,000	22,500	22,500
	(02-2175) Traffic Operations 1-00265-2175-02-0000	Supplies - Clothing	14,065	9,900	9,600	9,600
	(02-2175) Traffic Operations 1-00267-2175-02-0000	Supplies - Small Tools	16,736	19,200	19,000	19,000
	(02-2175) Traffic Operations 1-00268-2175-02-0000	Supplies - Temp Traffic Device	21,739	10,000	10,000	10,000
	(02-2175) Traffic Operations 1-00269-2175-02-0000	Supplies - Signs	41,505	25,000	30,000	30,000
	(02-2175) Traffic Operations 1-00271-2175-02-0000	Supplies - Signals	110,442	85,000	85,000	85,000
	(02-2175) Traffic Operations 1-00272-2175-02-0000	Supplies - Paint	17,832	22,300	22,000	22,000
	(02-2175) Traffic Operations 1-00281-2175-02-0000	Supplies - Communications	-	-	-	500
	(02-2175) Traffic Operations 1-00291-2175-02-0000	Leases and Rentals	1,836	2,000	2,000	2,000
	(02-2175) Traffic Operations 1-00300-2175-02-0000	Travel and Meetings	9,607	13,000	1,500	1,500
	(02-2175) Traffic Operations 1-00320-2175-02-0000	Employee Training	24,313	22,600	9,000	9,000
	(02-2175) Traffic Operations 1-00410-2175-02-0000	Liability Payments	-	1,500	1,500	1,500
	(02-2175) Traffic Operations 1-00460-2175-02-0000	Miscellaneous Expense	4	1,000	1,000	1,000
	(02-2175) Traffic Operations 1-00492-2175-02-0000	Maintenance/Repair - Equip	26,523	27,000	22,000	22,000
	(02-2175) Traffic Operations 1-00493-2175-02-0000	Discretionary Account for Mgrs	2,186	3,400		
	(02-2175) Traffic Operations 1-00510-2175-02-0000	Material - Concrete	6,827	6,000	6,500	6,500
	(02-2175) Traffic Operations 1-00519-2175-02-0000	Material - Finished Signs	85,798	125,000	125,000	125,000
	(02-2175) Traffic Operations 1-00521-2175-02-0000	Material - Signs	296,976	180,000	180,000	180,000
	(02-2175) Traffic Operations 1-00522-2175-02-0000	Material - Paint	801,146	1,200,000	1,200,000	1,200,000
	(02-2175) Traffic Operations 1-00640-2175-02-0000	Office Equipment	-	615,000	200,000	-
	(02-2175) Traffic Operations 1-00650-2175-02-0000	Maintenance Equipment	31,610	35,000	60,000	50,000
	(02-2175) Traffic Operations 1-00705-2175-02-0000	Professional Services	53,572	115,000	85,000	35,000
	(02-2175) Traffic Operations 1-00740-2175-02-0000	Contractual Services	191,570	215,000	200,000	200,000
Traffic Ops Total			\$ 7,925,677	\$ 9,732,065	\$ 8,694,605	\$ 8,629,348

Department	Account String	Account Name	FY24 Actuals	FY24 Adopted Budget	FY25 Adopted Budget	FY26 Proposed Budget
Deputy Director: Projects						
(02-2200) Deputy Director: Projects	1-00100-2200-02-0000	Wages	\$ 208,052	\$ 207,715	\$ 191,659	\$ 198,367
(02-2200) Deputy Director: Projects	1-00110-2200-02-0000	Fica Taxes	13,757	15,891	14,662	15,175
(02-2200) Deputy Director: Projects	1-00120-2200-02-0000	State Retirement	27,138	25,329	22,922	23,725
(02-2200) Deputy Director: Projects	1-00130-2200-02-0000	Insurances	49,880	65,297	34,272	36,113
(02-2200) Deputy Director: Projects	1-00140-2200-02-0000	Worker`s Compensation	618	806	2,332	2,413
(02-2200) Deputy Director: Projects	1-00210-2200-02-0000	Printing	-	600	600	600
(02-2200) Deputy Director: Projects	1-00240-2200-02-0000	Books - Dues - Subscriptions	1,204	1,200	1,200	1,200
(02-2200) Deputy Director: Projects	1-00261-2200-02-0000	Supplies - Office	488	500	500	500
(02-2200) Deputy Director: Projects	1-00265-2200-02-0000	Supplies - Clothing	324	200	200	200
(02-2200) Deputy Director: Projects	1-00291-2200-02-0000	Leases and Rentals	-	300	-	-
(02-2200) Deputy Director: Projects	1-00300-2200-02-0000	Travel and Meetings	42	1,200	1,200	1,200
(02-2200) Deputy Director: Projects	1-00320-2200-02-0000	Employee Training	2,143	2,000	2,000	2,500
(02-2200) Deputy Director: Projects	1-00495-2200-02-0000	Discretionary Account for Mgrs	1,733	1,800	1,800	1,800
(02-2200) Deputy Director: Projects	1-00705-2200-02-0000	Professional Services	-	2,500	-	-
Deputy Director: Projects Total			\$ 305,379	\$ 325,338	\$ 273,347	\$ 283,793

ROW & Project Management

(02-2220) ROW & Project Management	1-00100-2220-02-0000	Wages	\$ 2,003,249	\$ 2,167,077	\$ 2,098,395	\$ 2,171,839
(02-2220) ROW & Project Management	1-00110-2220-02-0000	Fica Taxes	150,993	165,782	160,527	166,146
(02-2220) ROW & Project Management	1-00120-2220-02-0000	State Retirement	272,373	266,720	250,968	259,752
(02-2220) ROW & Project Management	1-00130-2220-02-0000	Insurances	451,282	609,458	658,235	686,370
(02-2220) ROW & Project Management	1-00140-2220-02-0000	Worker`s Compensation	7,156	11,251	32,954	34,107
(02-2220) ROW & Project Management	1-00170-2220-02-0000	Overtime Pay	334	2,000	1,000	1,000
(02-2220) ROW & Project Management	1-00210-2220-02-0000	Printing	160	500	100	100
(02-2220) ROW & Project Management	1-00230-5320-02-0000	Advertising	-	4,000	-	-
(02-2220) ROW & Project Management	1-00240-2220-02-0000	Books - Dues - Subscriptions	17,487	18,100	15,000	15,000
(02-2220) ROW & Project Management	1-00261-2220-02-0000	Supplies - Office	3,351	4,500	4,800	4,800
(02-2220) ROW & Project Management	1-00265-2220-02-0000	Supplies - Clothing	3,776	1,500	1,800	1,800
(02-2220) ROW & Project Management	1-00300-2220-02-0000	Travel and Meetings	2,929	7,900	3,400	3,400
(02-2220) ROW & Project Management	1-00320-2220-02-0000	Employee Training	12,166	18,000	13,000	13,000
(02-2220) ROW & Project Management	1-00370-2220-02-0000	Taxes (Irrig & Drainage)	16,805	16,000	16,000	16,000
(02-2220) ROW & Project Management	1-00491-2220-02-0000	Maint/ Repair Property Rentals	10,296	20,000	20,000	20,000
(02-2220) ROW & Project Management	1-00495-2220-02-0000	Discretionary Account for Mgrs	2,501	2,500	2,000	2,000
(02-2220) ROW & Project Management	1-00649-2220-02-0000	Office Equipment	-	-	-	-
(02-2220) ROW & Project Management	1-00701-2220-02-0000	Title Search	1,300	1,500	-	-
(02-2220) ROW & Project Management	1-00702-2220-02-0000	Appraisals	-	10,000	-	-
(02-2220) ROW & Project Management	1-00705-2220-02-0000	Professional Services	2,315	11,000	-	-
(02-2220) ROW & Project Management	1-00740-2220-02-0000	Contractual Services	-	52,000	-	-
ROW & Project Management Total			\$ 2,958,471	\$ 3,389,788	\$ 3,278,179	\$ 3,395,314

Department	Account String	Account Name	FY24 Actuals	FY24 Adopted Budget	FY25 Adopted Budget	FY26 Proposed Budget
Safety Engineering						
(02-2240) Safety Engineering	1-00100-2240-02-0000	Wages	\$ 1,070,018	\$ 1,480,036	\$ 2,426,418	\$ 2,511,343
(02-2240) Safety Engineering	1-00110-2240-02-0000	Fica Taxes	78,542	113,223	185,621	192,118
(02-2240) Safety Engineering	1-00120-2240-02-0000	State Retirement	143,942	178,252	290,200	300,357
(02-2240) Safety Engineering	1-00130-2240-02-0000	Insurances	258,490	476,769	878,676	913,237
(02-2240) Safety Engineering	1-00140-2240-02-0000	Worker`s Compensation	2,644	11,335	33,116	34,275
(02-2240) Safety Engineering	1-00160-2240-02-0000	Temporaries			7,500	15,000
(02-2240) Safety Engineering	1-00170-2240-02-0000	Overtime Pay	4,530	5,000	7,000	7,000
(02-2240) Safety Engineering	1-00210-2240-02-0000	Printing	70	500	1,000	1,000
(02-2240) Safety Engineering	1-00226-2240-02-0000	Utilities - Telephone	-	3,300	-	-
(02-2240) Safety Engineering	1-00240-2240-02-0000	Books - Dues - Subscriptions	2,243	3,600	10,400	11,300
(02-2240) Safety Engineering	1-00250-2240-02-0000	Freight			1,700	1,800
(02-2240) Safety Engineering	1-00261-2240-02-0000	Supplies - Office	1,525	2,500	4,000	4,600
(02-2240) Safety Engineering	1-00263-2240-02-0000	Supplies - Shop	4,257	13,200	35,900	35,900
(02-2240) Safety Engineering	1-00265-2240-02-0000	Supplies - Clothing	2,307	2,900	5,500	5,500
(02-2240) Safety Engineering	1-00267-2240-02-0000	Supplies - Small Tools	206	4,000	5,000	5,000
(02-2240) Safety Engineering	1-00285-2240-02-0000	Supplies - Traffic Data Counts	15,130	10,000	9,500	9,500
(02-2240) Safety Engineering	1-00291-2240-02-0000	Leases and Rentals	-	-	2,000	2,000
(02-2240) Safety Engineering	1-00300-2240-02-0000	Travel and Meetings	436	3,500	11,000	11,000
(02-2240) Safety Engineering	1-00320-2240-02-0000	Employee Training	2,902	5,800	15,000	15,000
(02-2240) Safety Engineering	1-00330-2240-02-0000	Safety and First Aid	-	1,000	1,000	1,000
(02-2240) Safety Engineering	1-00492-2240-02-0000	Maintenance/Repair - Equip	-	10,900	6,000	6,000
(02-2240) Safety Engineering	1-00495-2240-02-0000	Discretionary Account for Mgrs	1,050	2,000	2,500	2,500
(02-2240) Safety Engineering	1-00650-2240-02-0000	Maintenance Equipment	112,380	-	45,000	9,500
(02-2240) Safety Engineering	1-00705-2240-02-0000	Professional Services	10,458	-	-	-
(02-2240) Safety Engineering	1-00740-2240-02-0000	Contractual Services			75,000	75,000
Safety Engineering Total			\$ 1,711,130	\$ 2,327,815	\$ 4,059,031	\$ 4,169,930

Department	Account String	Account Name	FY24 Actuals	FY24 Adopted Budget	FY25 Adopted Budget	FY26 Proposed Budget
Construction & Utilities						
(02-2260)	Construction & Utilities 1-00100-2260-02-0000	Wages	\$ 490,514	\$ 2,164,586	\$ 2,172,501	\$ 2,248,538
(02-2260)	Construction & Utilities 1-00110-2260-02-0000	Fica Taxes	31,042	165,591	166,196	172,013
(02-2260)	Construction & Utilities 1-00120-2260-02-0000	State Retirement	55,497	270,067	259,831	268,925
(02-2260)	Construction & Utilities 1-00130-2260-02-0000	Insurances	104,925	678,270	704,426	733,900
(02-2260)	Construction & Utilities 1-00140-2260-02-0000	Worker`s Compensation	1,980	10,572	36,650	37,932
(02-2260)	Construction & Utilities 1-00170-2260-02-0000	Overtime Pay	9,341	8,000	70,000	70,000
(02-2260)	Construction & Utilities 1-00210-2260-02-0000	Printing	-	1,000	2,000	2,000
(02-2260)	Construction & Utilities 1-00240-2260-02-0000	Books - Dues - Subscriptions	41,703	29,200	53,500	53,500
(02-2260)	Construction & Utilities 1-00250-2260-02-0000	Freight	-	5,000	5,000	-
(02-2260)	Construction & Utilities 1-00261-2260-02-0000	Supplies - Office	-	3,000	3,000	3,000
(02-2260)	Construction & Utilities 1-00263-2260-02-0000	Supplies - Shop	8,847	11,900	20,500	20,500
(02-2260)	Construction & Utilities 1-00265-2260-02-0000	Supplies - Clothing	988	6,200	6,100	6,100
(02-2260)	Construction & Utilities 1-00267-2260-02-0000	Supplies - Small Tools	1,362	5,500	36,500	5,000
(02-2260)	Construction & Utilities 1-00300-2260-02-0000	Travel and Meetings	695	5,800	5,500	5,500
(02-2260)	Construction & Utilities 1-00320-2260-02-0000	Employee Training	60	11,000	20,500	20,500
(02-2260)	Construction & Utilities 1-00330-2260-02-0000	Safety and First Aid	-	2,000	2,000	5,000
(02-2260)	Construction & Utilities 1-00492-2260-02-0000	Maintenance/Repair - Equip	-	25,000	25,000	25,000
(02-2260)	Construction & Utilities 1-00495-2260-02-0000	Discretionary Account for Mgrs	-	3,000	3,000	3,000
(02-2260)	Construction & Utilities 1-00650-2260-02-0000	Maintenance Equipment	-	25,000	25,000	25,000
(02-2260)	Construction & Utilities 1-00705-2260-02-0000	Professional Services	-	37,000	55,000	30,000
(02-2260)	Construction & Utilities 1-00740-2260-02-0000	Contractual Services	-	10,000	-	-
(02-2260)	Construction & Utilities 1-00750-2260-02-0000	Testing Services	-	12,000	-	-
Construction & Utilities Total			\$ 748,903	\$ 3,549,686	\$ 3,672,204	\$ 3,735,408

Department	Account String	Account Name	FY24 Actuals	FY24 Adopted Budget	FY25 Adopted Budget	FY26 Proposed Budget
Planning	(02-2280) Planning 1-00100-2280-02-0000	Wages	\$ 796,142	\$ 984,400	\$ 1,021,111	\$ 1,056,850
	(02-2280) Planning 1-00110-2280-02-0000	Fica Taxes	58,711	75,307	78,115	80,849
	(02-2280) Planning 1-00120-2280-02-0000	State Retirement	106,633	118,252	122,125	126,399
	(02-2280) Planning 1-00130-2280-02-0000	Insurances	179,786	259,966	300,667	313,936
	(02-2280) Planning 1-00140-2280-02-0000	Worker`s Compensation	2,788	3,548	16,358	16,930
	(02-2280) Planning 1-00160-2280-02-0000	Temporaries	37,115	31,000	2,000	2,000
	(02-2280) Planning 1-00170-2280-02-0000	Overtime Pay	1,715	1,500	32,000	32,000
	(02-2280) Planning 1-00210-2280-02-0000	Printing	90	11,000	300	300
	(02-2280) Planning 1-00240-2280-02-0000	Books - Dues - Subscriptions	2,945	5,500	3,000	3,000
	(02-2280) Planning 1-00261-2280-02-0000	Supplies - Office	1,121	1,200	1,200	1,200
	(02-2280) Planning 1-00265-2280-02-0000	Supplies - Clothing	1,370	600	1,000	1,000
	(02-2280) Planning 1-00300-2280-02-0000	Travel and Meetings	14,485	9,800	12,000	12,000
	(02-2280) Planning 1-00310-2280-02-0000	Auto Mileage	43	100	100	100
	(02-2280) Planning 1-00320-2280-02-0000	Employee Training	10,902	6,000	12,000	12,000
	(02-2280) Planning 1-00460-2280-02-0000	Miscellaneous Expense	5,552	-	500	500
	(02-2280) Planning 1-00495-2280-02-0000	Discretionary Account for Mgrs	1,144	1,000	1,800	1,800
	(02-2280) Planning 1-00705-2280-02-0000	Professional Services	909,942	956,500	505,000	405,000
Planning Total			\$ 2,130,483	\$ 2,465,673	\$ 2,109,276	\$ 2,065,864

Restructured FY25
Budget 09302024

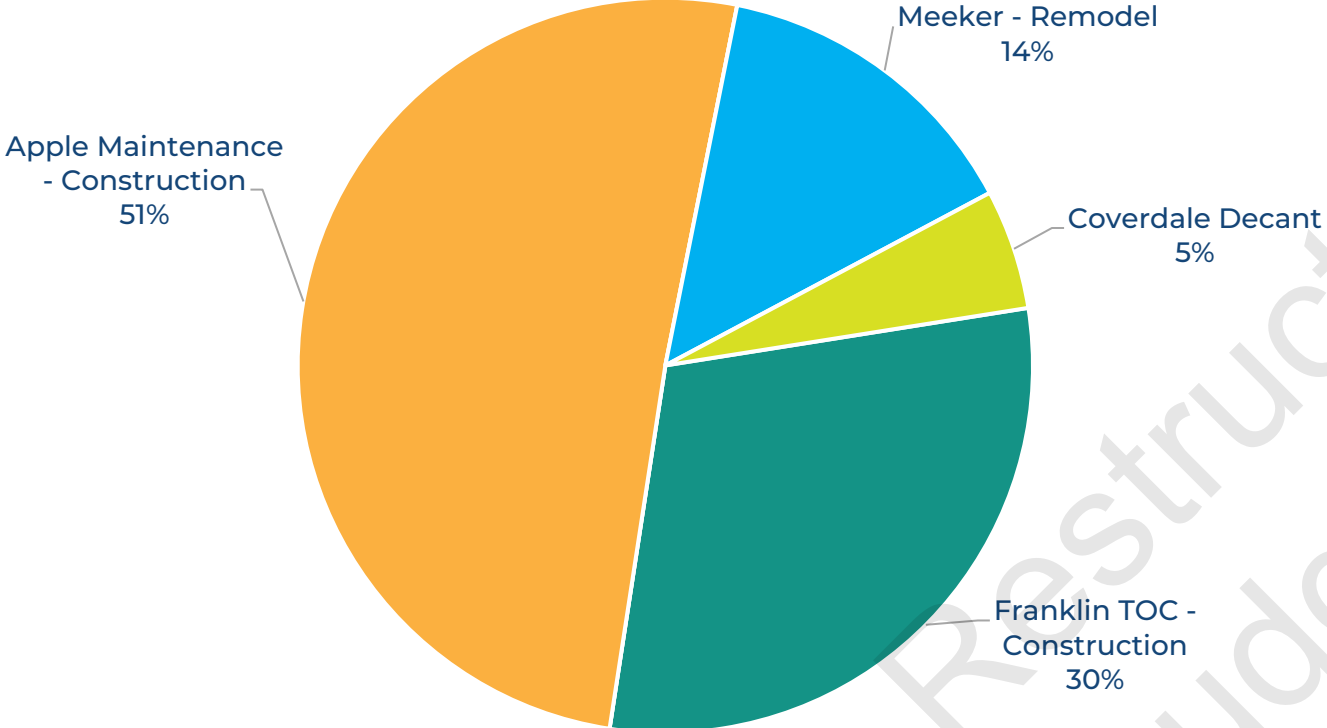
Department	Account String	Account Name	FY24 Actuals	FY24 Adopted Budget	FY25 Adopted Budget	FY26 Proposed Budget
Development Services						
(02-2400)	Development Services 1-00100-2400-02-0000	Wages	\$ 3,563,678	\$ 3,783,945	\$ 3,608,487	\$ 3,734,784
(02-2400)	Development Services 1-00110-2400-02-0000	Fica Taxes	269,052	289,473	276,049	285,711
(02-2400)	Development Services 1-00120-2400-02-0000	State Retirement	493,043	460,272	431,575	446,680
(02-2400)	Development Services 1-00130-2400-02-0000	Insurances	951,826	1,234,783	1,261,356	1,314,093
(02-2400)	Development Services 1-00140-2400-02-0000	Worker`s Compensation	11,583	10,932	46,078	47,690
(02-2400)	Development Services 1-00160-2400-02-0000	Temporaries	13,938	37,800	-	-
(02-2400)	Development Services 1-00170-2400-02-0000	Overtime Pay	19,394	31,200	15,000	15,000
(02-2400)	Development Services 1-00210-2400-02-0000	Printing	840	300	300	2,000
(02-2400)	Development Services 1-00240-2400-02-0000	Books - Dues - Subscriptions	2,913	9,000	7,000	7,000
(02-2400)	Development Services 1-00260-2400-02-0000	Supplies - Operations	-	40,000	40,000	40,000
(02-2400)	Development Services 1-00261-2400-02-0000	Supplies - Office	2,534	4,000	4,000	4,000
(02-2400)	Development Services 1-00263-2400-02-0000	Supplies - Shop	-	500	500	500
(02-2400)	Development Services 1-00265-2400-02-0000	Supplies - Clothing	10,392	6,800	8,000	8,000
(02-2400)	Development Services 1-00267-2400-02-0000	Supplies - Small Tools	41,835	20,000	5,000	5,000
(02-2400)	Development Services 1-00300-2400-02-0000	Travel and Meetings	13,102	20,900	6,500	6,500
(02-2400)	Development Services 1-00320-2400-02-0000	Employee Training	24,442	33,500	25,100	25,100
(02-2400)	Development Services 1-00330-2400-02-0000	Safety and First Aid	130	1,000	1,000	1,000
(02-2400)	Development Services 1-00492-2400-02-0000	Maintenance/Repair - Equip	-	5,000	3,000	3,000
(02-2400)	Development Services 1-00495-2400-02-0000	Discretionary Account for Mgrs	3,448	4,100	3,500	3,500
(02-2400)	Development Services 1-00705-2400-02-0000	Professional Services	3,246	40,000	6,000	6,000
Development Services Total			\$ 5,425,394	\$ 6,033,505	\$ 5,748,445	\$ 5,955,558

Restructured FY25
Budget 09302024

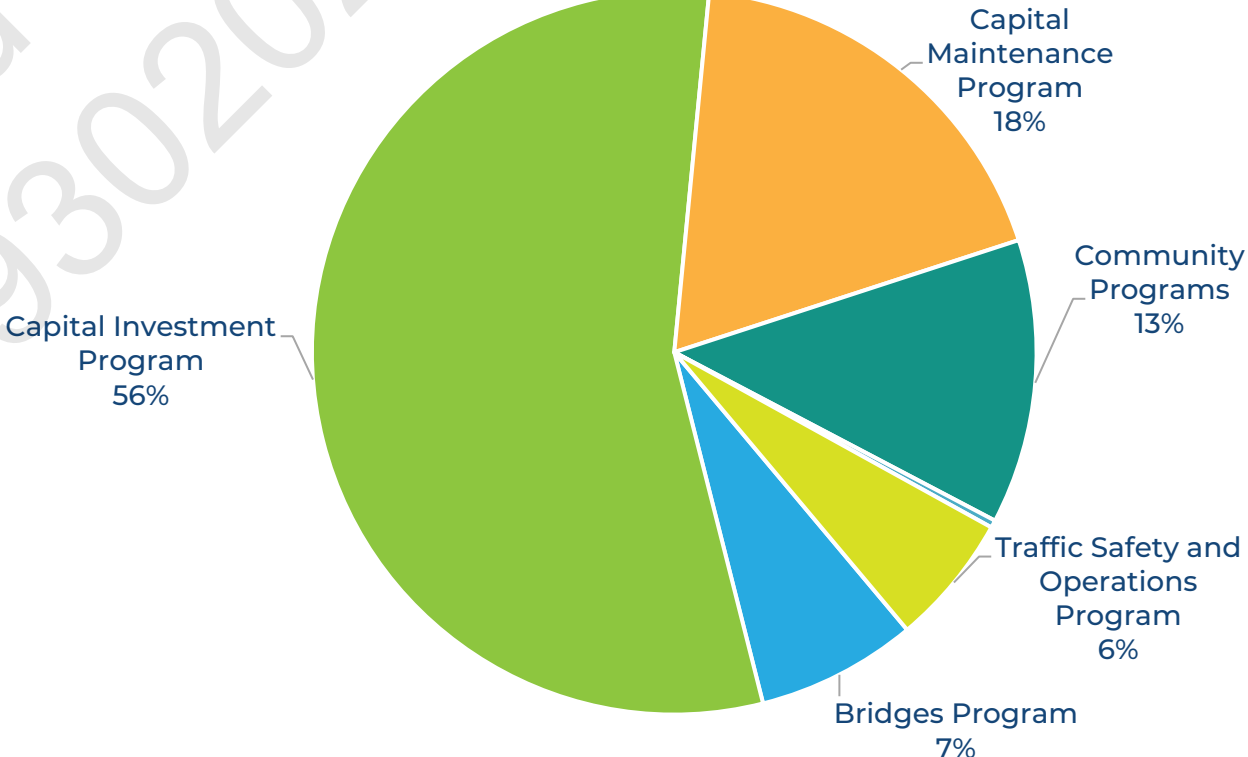
Department	Account String	Account Name	FY24 Actuals	FY24 Adopted Budget	FY25 Adopted Budget	FY26 Proposed Budget
Commuteride	(02-7000) Commuteride 2-00100-7000-00-0000	Wages	\$ 415,563	\$ 490,096	\$ 513,169	\$ 531,130
	(02-7000) Commuteride 2-00110-7000-00-0000	Fica Taxes	31,247	37,493	39,257	40,631
	(02-7000) Commuteride 2-00120-7000-00-0000	State Retirement	45,425	55,331	61,375	63,523
	(02-7000) Commuteride 2-00130-7000-00-0000	Insurances	121,787	174,578	178,959	187,926
	(02-7000) Commuteride 2-00140-7000-00-0000	Worker`s Compensation	1,631	1,895	7,105	7,353
	(02-7000) Commuteride 2-00170-7000-00-0000	Overtime Pay	269	-	1,000	1,000
	(02-7000) Commuteride 2-00200-7000-00-0000	Postage	327	11,200	10,400	10,400
	(02-7000) Commuteride 2-00210-7000-00-0000	Printing	1,824	28,500	27,500	27,000
	(02-7000) Commuteride 2-00230-7000-00-0000	Advertising	31,136	40,000	40,000	40,000
	(02-7000) Commuteride 2-00240-7000-00-0000	Books - Dues - Subscriptions	6,494	7,000	7,000	7,000
	(02-7000) Commuteride 2-00260-7000-00-0000	Supplies - Operations	-	10,000	10,000	10,000
	(02-7000) Commuteride 2-00261-7000-00-0000	Supplies - Office	3,575	3,500	3,500	3,500
	(02-7000) Commuteride 2-00291-7000-00-0000	Leases and Rentals	7,152	8,000	8,000	8,000
	(02-7000) Commuteride 2-00300-7000-00-0000	Travel and Meetings	6,926	9,000	9,000	9,000
	(02-7000) Commuteride 2-00320-7000-00-0000	Employee Training	4,848	5,500	7,000	7,000
	(02-7000) Commuteride 2-00330-7000-00-0000	Safety and First Aid	1,173	5,000	5,000	5,000
	(02-7000) Commuteride 2-00341-7000-00-0000	Self-Insurance Claims	26,733	50,000	50,000	50,000
	(02-7000) Commuteride 2-00351-7000-00-0000	Incentives/Awards	16,553	28,000	28,000	28,000
	(02-7000) Commuteride 2-00353-7000-00-0000	ACHD Employee Benefit Program	19,900	25,000	25,000	25,000
	(02-7000) Commuteride 2-00355-7000-00-0000	Rideshare Incentives	23,180	25,000	35,000	35,000
	(02-7000) Commuteride 2-00400-7000-00-0000	Outreach Events	10,517	20,000	20,000	20,000
	(02-7000) Commuteride 2-00461-7000-00-0000	Bank Fees	27,519	30,000	30,000	-
	(02-7000) Commuteride 2-00460-7000-00-0000	Miscellaneous Expense	(5,794)	-	-	-
	(02-7000) Commuteride 2-00492-7000-00-0000	Maintenance/Repair - Equip	61,595	97,000	128,500	128,500
	(02-7000) Commuteride 2-00493-7000-00-0000	Maint / Repair - Bldg & Grds	-	15,000	-	-
	(02-7000) Commuteride 2-00495-7000-00-0000	Discretionary Account for Mgrs	270	700	700	700
	(02-7000) Commuteride 2-00496-7000-00-0000	Mobility Grant Expense	6,599	20,000	20,000	20,000
	(02-7000) Commuteride 2-00547-7000-00-0000	Parts - Fuel	379,290	400,000	400,000	400,000
	(02-7000) Commuteride 2-00640-7000-00-0000	Office Equipment	144,334	170,500	-	-
	(02-7000) Commuteride 2-00670-7000-00-0000	Mobile Equipment	181,454	740,000	1,541,100	1,000,000
	(02-7000) Commuteride 2-00680-7000-00-0000	Depreciation Expense	372,907	345,000	345,000	600,000
	(02-7000) Commuteride 2-00705-7000-00-0000	Professional Services	103,113	90,000	110,000	80,000
	(02-7000) Commuteride 2-00740-7000-00-0000	Contractual Services	144,337	165,000	165,000	165,000
	(02-7000) Commuteride 2-00770-7000-00-0000	Van Operation Expense	-	-	25,000	25,000
Commuteride Total			\$ 2,191,883	\$ 3,108,293	\$ 3,851,565	\$ 3,535,663

Department	Account String	Account Name	FY24 Actuals	FY24 Adopted Budget	FY25 Adopted Budget	FY26 Proposed Budget
Capital Fleet						
	(05-5400) Capital Fleet 1-00650-5400-05-0000	Maintenance Equipment	\$ 1,170,866	\$ 2,478,300	\$ 1,163,000	\$ 425,000
	(05-5400) Capital Fleet 1-00670-5400-05-0000	Mobile Equipment	\$ 3,875,056	10,657,400	4,142,000	3,900,000
	(05-5400) Capital Fleet 1-00675-5400-05-0000	Equipment Leases	-	933,700	618,800	664,000
Capital Fleet Total			\$ 5,045,922	\$ 11,591,100	\$ 4,760,800	\$ 4,564,000
Capital Projects						
	(05-5500) Capital Projects 1-00524-5500-05-0000	Material - Signal	\$ 1,850,334	\$ 1,546,900	\$ 1,910,000	\$ 1,403,000
	(05-5500) Capital Projects 1-00700-5500-05-0000	Concept Design	745,732	1,265,000	1,175,000	1,785,000
	(05-5500) Capital Projects 1-00701-5500-05-0000	Title Search	82,300	77,500	79,000	103,000
	(05-5500) Capital Projects 1-00702-5500-05-0000	Appraisals	1,233,487	738,500	975,000	406,000
	(05-5500) Capital Projects 1-00703-5500-05-0000	R/W Acquisitions	13,511,748	12,255,000	10,469,000	14,438,000
	(05-5500) Capital Projects 1-00704-5500-05-0000	Survey	58,167	366,000	310,000	130,000
	(05-5500) Capital Projects 1-00705-5500-05-0000	Professional Services	11,921,168	19,615,100	15,813,000	8,850,000
	(05-5500) Capital Projects 1-00706-5500-05-0000	Legal Fees	75,749	2,000	-	-
	(05-5500) Capital Projects 1-00707-5500-05-0000	Construction Engineering	338,117	1,025,500	808,000	948,000
	(05-5500) Capital Projects 1-00730-5500-05-0000	Utility Services	193,401	254,000	1,056,000	372,000
	(05-5500) Capital Projects 1-00740-5500-05-0000	Contractual Services	47,643,993	69,987,000	82,639,000	85,941,000
Capital Project Total			\$ 77,654,196	\$ 107,132,500	\$ 115,234,000	\$ 114,376,000
Capital Facilities						
	(05-3000) Capital Facilities 1-00620-9000-05-0000	Buildings				
		Franklin TOC	4,625,000	23,000,000	9,300,000	-
		Apple Maintenance	800,000	800,000	14,400,000	33,000,000
		Ustick Yard	800,000	800,000	-	-
		Meeker - Remodel	-	-	4,000,000	1,000,000
		Coverdale Decant	-	5,100,000	1,500,000	-
Capital Facilities Total			\$ 6,225,000	\$ 29,700,000	\$ 29,200,000	\$ 34,000,000

FY25 Budgeted Capital Facilities Expenditures



FY25 Budgeted Capital Project Expenditures



FY25 Capital Budget

FY25

Projects	GIS Number	Project #	PM	Concept	Prof. Services	Title Searches	Appraisals	ROW Acq	Survey	Construction	Const. Engineering	Utilities	Traffic Materials	Total Y1
				700 Y1	705 Y1	701 Y1	702 Y1	703 Y1	704 Y1	740 Y1	707 Y1	730 Y1	524 Y1	
Bridges Program														
Major Bridges														
Eckert Rd Bridges #2147, #2148 and #2149, Boise River / Ridenbaugh Canal	200006	224003	Inselman	375,000	-	-	-	-	-	-	-	-	-	375,000
Fairview Ave Bridge #2196 and #2197, Boise River	200002	222015	Green	250,000	-	-	-	-	-	-	-	-	-	250,000
Floating Feather Rd Bridge #2028, 580' E/O Munger Rd	CM215-04	821039	Dayley	-	-	-	-	-	60,000	3,105,000	40,000	4,000	-	3,209,000
North/Northwest Boise Improvements A: Pierce Park Ln, Lucky Ln / Hill Rd	MA215-02	823004	Jarsky	-	470,000	-	-	-	-	-	-	-	-	470,000
Star Bridge Improvements A: Star Rd Bridge #1008, 50' S/O Main St (Canyon Canal)	210029		Dayley	-	123,000	1,000	-	-	-	-	-	-	-	124,000
Minor Bridges														
Boise Bridge Improvements B: Bethel Ct Bridge #2065, 600' N/O Franklin Rd	210139		Ware	-	40,000	-	-	-	-	200,000	-	-	-	240,000
Boise Bridge Improvements B: Healey Bridge #2149	210129		Ware	-	40,000	-	-	-	-	300,000	-	-	-	340,000
Boise Bridge Improvements B: Vista Ave Bridge #2165, 230' N/O Elder St	210249		Ware	-	40,000	-	-	-	-	200,000	-	-	-	240,000
Eagle Bridge Improvements A: Hidden Island Bridge #1609, 230' N/O Riverchase Way	210079		Clark	-	450,000	2,000	-	-	-	-	-	-	-	452,000
Eagle Bridge Improvements A: Moon Beam Way Bridge #1464, 350' S/O Moon Valley Rd	210089		Clark	-	81,000	2,000	-	-	-	-	-	-	-	83,000
Eagle Bridge Improvements B: Silver Bow Ave Bridge #1044, 140' N/O Timberland Dr	210099		Selmer	-	58,000	1,000	-	-	-	-	-	-	-	59,000
Eagle Bridge Improvements B: Waterton Ave Bridge #1043, 170' N/O Timberland Dr	210109		Selmer	-	63,000	2,000	-	-	-	-	-	-	-	65,000
Mallard Ave Bridge #1339, 650' W/O Parkcenter Blvd	MI216-13	221019	Dayley	-	27,000	-	-	-	-	-	-	-	-	27,000
Meridian Bridge Improvements A: Star Rd Bridge #1092, 0.35 miles S/O US 20/26 (Chinden Bl	101610	224007	Converse	-	108,000	-	-	-	-	-	-	-	-	108,000
Meridian Bridge Improvements A: Wells St Bridge #1224, 0.2 miles S/O Magic View Dr	200035	224005	Converse	-	98,000	-	-	-	-	-	-	-	-	98,000
Pipe Replacement Program (2025)	205442		Degen	-	-	-	-	-	-	1,750,000	-	-	-	1,750,000
Star Bridge Improvements A: Pollard Ln Bridge #1014, 320' N/O Millcreek Dr (Dry Creek Cana	210049		Dayley	-	88,000	2,000	-	-	-	-	-	-	-	90,000
Star Bridge Improvements B: Millcreek Dr Bridge #1562, 180' E/O Glen Aspen Way	210039		Dayley	-	75,000	1,000	-	-	-	-	-	-	-	76,000
Star Improvements A: Munger Rd Bridge #1005 and #2001, 1/2 mile S/O New Hope Rd	MA214-01	224008	Dayley	-	195,000	-	8,000	115,000	-	-	-	-	-	318,000
Capital Investment Program														
Cooperative														
Corridor Preservation & Developers Cooperative Projects: Impact Fee Eligible (2025)	103590		Little	-	-	-	15,000	1,500,000	-	-	-	-	-	1,515,000
Corridor Preservation & Developers Cooperative Projects: Non Impact Fee Eligible (2025)	103600		Little	-	-	5,000	-	200,000	-	2,100,000	-	-	-	2,305,000
St. Luke's Master Plan Transportation Component Implementation (2025)	RD218-02	521055 - FY	Little	-	-	-	-	-	-	1,364,000	-	-	-	1,364,000
Intersections														
Amity Corridor A: Amity Rd and Locust Grove Rd	203789	321045	Clark	-	25,000	-	-	-	-	-	-	-	-	25,000
Amity Corridor C: Amity Rd and Five Mile Rd	200288	323017	Converse	-	192,000	-	-	700,000	-	-	-	-	-	892,000
Amity Rd and Maple Grove Rd	IN205-120	319049	Homan	-	6,000	-	-	-	-	-	-	-	-	6,000
Cloverdale Corridor A: Amity Rd and Cloverdale Rd Roundabout	IN205-16	323020	Clark	-	70,000	-	-	-	-	-	-	-	-	70,000
Eagle Rd and State St	IN211-04	320022	Homan	-	-	-	-	-	65,000	3,615,000	50,000	-	-	3,730,000
Fairview Ave and Locust Grove Rd	IN211-05	320012	Jarsky	-	30,000	-	-	-	-	-	-	-	-	30,000
Franklin Corridor A: Franklin Rd and McDermott Rd	200570	323021	Selmer	-	84,000	-	-	-	-	-	-	-	-	84,000
Lake Hazel Rd and Eagle Rd	IN216-01	319050	Homan	-	-	-	-	-	-	12,800,000	-	33,000	-	12,833,000
Linder Rd and Floating Feather Rd Roundabout	IN217-03	320026	Ware	-	-	-	-	167,000	-	-	-	-	-	167,000
Overland Rd and Linder Rd - Linder Rd Overpass Phase 1	209609	321062.001	Clark	-	-	-	-	350,000	-	4,305,000	25,000	-	155,000	4,835,000
State St and Pierce Park Ln	IN210-03	317044	Ware	-	-	-	-	-	120,000	9,066,000	60,000	449,000	200,000	9,895,000
Ustick Corridor A: Ustick Rd and Black Cat Rd	IN202-09	322024	Jarsky	-	-	-	-	-	-	4,947,000	40,000	15,000	130,000	5,132,000
Ustick Corridor B: Ustick Rd and McDermott Rd	203589	323019	Jarsky	-	320,000	-	-	-	-	-	-	-	-	320,000
Roads														
Amity Corridor C: Amity Rd, Cloverdale Rd / Five Mile Rd	200939	524014	Converse	-	587,000	-	-	-	-	-	-	-	-	587,000
Amity Corridor C: Amity Rd, Five Mile Rd / Maple Grove Rd	200929	523038	Converse	-	223,000	-	-	-	-	-	-	-	-	223,000

FY25 Capital Budget

FY25

Projects	GIS Number	Project #	PM	Concept	Prof. Services	Title Searches	Appraisals	ROW Acq	Survey	Construction	Const. Engineering	Utilities	Traffic Materials	Total Y1
				700 Y1	705 Y1	701 Y1	702 Y1	703 Y1	704 Y1	740 Y1	707 Y1	730 Y1	524 Y1	
Cloverdale Corridor A: Cloverdale Rd, Amity Rd / Victory Rd	200416	523018	Clark	-	250,000	-	-	-	-	-	-	-	-	250,000
Eagle Rd, Lake Hazel Rd / Amity Rd	RD216-04	521043	Homan	-	-	-	-	-	-	5,250,000	64,000	125,000	-	5,439,000
Fairview Ave, Locust Grove Rd / SH 55 (Eagle Rd)	RC0133	520031	Jarsky	-	30,000	-	-	-	-	-	-	-	-	30,000
Five Mile Corridor A: Five Mile Rd, Overland Rd / Franklin Rd	RD203-04	522026	Speer	-	892,000	-	-	-	-	-	-	-	-	892,000
Franklin Corridor A: Franklin Rd, McDermott Rd / Black Cat Rd	102497	523011	Selmer	-	196,000	-	-	-	-	-	-	-	-	196,000
Linder Rd, Overland Rd / Franklin Rd	RC0207	522038	Selmer	-	75,000	-	-	4,650,000	-	50,000	-	-	-	4,775,000
Linder Rd, SH 44 (State St) / Floating Feather Rd	RD209-28	520033	Ware	-	-	-	900,000	-	-	-	-	-	-	900,000
Maple Grove Rd, Amity Rd / Victory Rd	RD207-21	521044	Homan	-	10,000	-	-	-	-	-	-	-	-	10,000
Star Rd, US 20/26 (Chinden Blvd) / SH 44 (State St)	200459		Inselman	250,000	-	-	-	-	-	-	-	-	-	250,000
Ustick Corridor A: Ustick Rd, Black Cat Rd / Ten Mile Rd	200919	522025	Jarsky	-	-	-	-	-	-	6,998,000	80,000	24,000	121,000	7,223,000
Ustick Corridor A: Ustick Rd, Ten Mile Rd / Linder Rd	RD207-24	521052	Selmer	-	-	-	-	1,482,000	-	-	-	-	-	1,482,000
Ustick Corridor B: Ustick Rd, Owyhee Storm Ave / Black Cat Rd	102502	523012	Jarsky	-	422,000	-	-	-	-	-	-	-	-	422,000
Capital Maintenance Program														
Federal														
Overland Rd, Orchard St / Vista Ave	200345	722037	Wheaton	-	650,000	-	-	350,000	-	-	-	-	-	1,000,000
Pavement Preservation & ADA (2022) Phase 3	FAO222L	720024	Speer	-	-	-	-	-	-	-	35,000	-	-	35,000
Roadway and ADA Improvements (2023) Part 1	FAO223I	721004	Wheaton	-	-	-	-	-	-	-	50,000	-	-	50,000
Roadway and ADA Improvements (2024)	FAO224I	722017	Speer	-	239,000	-	20,000	100,000	-	150,000	25,000	-	-	534,000
Vista Ave, Overland Rd / Rose Hill St	103670	724002	Wheaton	-	1,000,000	-	-	-	-	-	-	-	-	1,000,000
Local														
09th St, Bannock St / State St	208229		Homan	-	2,000	-	-	-	-	-	3,000	2,000	4,000	11,000
Arterial & Collector Capital Maintenance (2024)	200384	523013	Selmer	-	-	-	-	-	-	510,000	-	-	-	510,000
Arterial & Collector Capital Maintenance (2025)	200385	523016	Ware	-	-	-	-	-	-	4,228,000	-	10,000	-	4,238,000
Arterial & Collector Capital Maintenance (2026)	103550	524019	Selmer	-	270,000	-	-	250,000	-	-	-	-	-	520,000
Arterial & Collector Capital Maintenance (2027)	202089		Dayley	-	300,000	5,000	-	-	-	-	-	-	-	305,000
Bannock St, 16th St / 12th St	210159	524052	Homan	-	-	-	-	-	-	1,200,000	-	-	-	1,200,000
Cole Rd, Victory Rd / Overland Rd	205319	523006	Selmer	-	-	-	-	50,000	-	150,000	-	-	-	200,000
Cul-de-Sac Pavement Treatment (2024)	100025	524015	Grove	-	-	-	-	-	-	64,000	-	-	-	64,000
Cul-de-Sac Pavement Treatment (2025)	100026		Calderon	-	-	-	-	-	-	400,000	-	-	-	400,000
Cul-de-Sac Repair (2024)	200368	524017	Ware	-	-	-	-	-	-	71,000	-	-	-	71,000
Cul-de-Sac Repair (2025)	200369		Calderon	-	-	-	-	-	-	400,000	-	-	-	400,000
Kuna Pavement and Pedestrian Improvements (2025)	MTL223	521051	Dayley	-	59,000	-	-	-	-	-	-	-	-	59,000
Maintenance Crack Seal (2025)	200354		Calderon	-	-	-	-	-	-	800,000	200,000	-	-	1,000,000
Maintenance Slurry Seal (2024)	207599	524022	Grove	-	-	-	-	-	-	110,000	-	-	-	110,000
Maintenance Slurry Seal (2025)	207609		Grove	-	-	-	-	-	-	750,000	-	-	-	750,000
Meridian Downtown Pavement and Pedestrian Improvements (2025)	MTL222	520023	Homan	-	-	-	-	-	-	7,260,000	20,000	6,000	-	7,286,000
North Boise Pavement and Pedestrian Improvements: 08th St, N/O Union St / Lemp St	207249	823032	Jarsky	-	322,000	-	-	-	-	-	-	-	-	322,000
North Boise Pavement and Pedestrian Improvements: 09th St, Fort St / N/O Heron St	207259	823033	Jarsky	-	322,000	-	-	-	-	-	-	-	-	322,000
Residential Pavement and Pedestrian Improvements (2026)	202479	521060	Ware	-	-	-	6,000	50,000	-	-	-	-	-	56,000
Residential Pavement and Pedestrian Improvements (2027)	MTL224	522031	Jarsky	-	192,000	-	6,000	124,000	-	-	-	-	-	322,000
State St Corridor Improvements B: State St, 08th St / 04th St	207059	824027	Homan	-	-	-	-	-	-	312,000	5,000	-	-	317,000
State St Corridor Improvements C: State St, 14th St / W/O 08th St	207089	824011	Laws	-	200,000	-	-	-	-	-	-	-	-	200,000
Community Programs														
Bikeways														

FY25 Capital Budget

FY25

Projects	GIS Number	Project #	PM	Concept	Prof. Services	Title Searches	Appraisals	ROW Acq	Survey	Construction	Const. Engineering	Utilities	Traffic Materials	Total Y1
				700 Y1	705 Y1	701 Y1	702 Y1	703 Y1	704 Y1	740 Y1	707 Y1	730 Y1	524 Y1	
Access to Opportunity: Fairview Ave Hill, Orchard St / Garden St	200144	724035	Speer	-	270,000	-	-	-	-	-	-	-	-	270,000
Bikeway Signage (2026)	210199		Rader	-	65,000	-	-	-	-	-	-	-	-	65,000
Central Bench Improvements A: Garden St Bikeway, Cassia St / Greenbelt	BK218-11	822019	Jarsky	-	-	-	-	-	-	15,000	-	-	-	15,000
Central Bench Improvements C: Nez Perce St, Orchard St / Columbus St	BK218-17	822032	Dayley	-	238,000	5,000	-	-	-	-	-	-	-	243,000
Southeast Boise Improvements A: Capitol Blvd, Vista Ave / Greenbelt	BK218-36	821066	Ware	-	495,000	10,000	-	-	-	-	-	-	-	505,000
Core Community Projects														
15th St/16th St/Americana Blvd, Emerald St / Fort St	207499		Bautista	100,000	-	-	-	-	-	-	-	-	-	100,000
Access to Opportunity: 38th St, south end / Adams St	204949	724043	Speer	-	308,000	-	-	-	-	-	-	-	-	308,000
Access to Opportunity: 40th St, South End / Boise River	105220	724044	Speer	-	115,000	-	-	-	-	-	-	-	-	115,000
Access to Opportunity: 43rd St, Ustick Rd / Boise River	105300	724045	Speer	-	270,000	-	-	-	-	-	-	-	-	270,000
Access to Opportunity: Allumbaugh St, Fairview Ave / Northview St	200204	724046	Wheaton	-	115,000	-	-	-	-	-	-	-	-	115,000
Access to Opportunity: Fairview Ave, Cole Rd / Curtis St Pedestrian Facilities	203667	724030	Speer	-	115,000	-	-	-	-	-	-	-	-	115,000
Access to Opportunity: Fairview Ave, Curtis Rd / Orchard St	202439	724036	Speer	-	115,000	-	-	-	-	-	-	-	-	115,000
Access to Opportunity: Franklin Rd, Milwaukee St / Liberty St	203019	724033	Wheaton	-	115,000	-	-	-	-	-	-	-	-	115,000
Access to Opportunity: Irving St, Curtis Rd / Roosevelt St	201379	724047	Wheaton	-	154,000	-	-	-	-	-	-	-	-	154,000
Access to Opportunity: Kent St, US 20/26 (Chinden Blvd) / Alworth St	104350	724032	Speer	-	38,000	-	-	-	-	-	-	-	-	38,000
Access to Opportunity: US 20/26 (Chinden Blvd) and 50th St Pedestrian Improvements	104990	724034	Speer	-	40,000	-	-	-	-	-	-	-	-	40,000
Aikens St, Eagle Rd / 02nd St	RD209-11	517033	Homan	-	-	-	-	-	45,000	1,520,000	27,000	5,000	-	1,597,000
Central Bench Improvements A: Rose Hill St Temporary Traffic Calming, Roosevelt St / Vista	204469	822036	Selmer	-	-	-	-	-	-	60,000	-	-	-	60,000
Central Bench Improvements B: Malad St, Annett St / Federal Way	203349	823030	Ware	-	16,000	-	-	-	-	-	-	-	-	16,000
Central Bench Improvements C: Victory Rd, Virginia Ave / E/O UPRR	203339		Clark	-	261,000	15,000	-	-	-	-	-	-	-	276,000
Coston St, Bannock St / Franklin St	CM215-28	822006	Jarsky	-	-	-	3,000	10,000	-	-	-	-	-	13,000
Emerald St, Camelot Dr / Raymond St	201619	822045	Clark	-	416,000	-	-	-	-	-	-	-	-	416,000
Garden City Improvements A: Osage St, 32nd St / 46th St	201409		Phillips	100,000	-	-	-	-	-	-	-	-	-	100,000
Garden City Improvements A: Stockton St, 32nd St / 45th St	207719		Inselman	100,000	-	-	-	-	-	-	-	-	-	100,000
Kuna Improvements A: Linder Ave, Swan Falls Rd / 02nd St; Avalon St, Swan Falls Rd / Orcha	200235	824018	Ware	-	116,000	-	7,000	40,000	-	-	-	-	-	163,000
Liberty Corridor A: Liberty St Sidewalk and Bikeway, Douglas St / Denton St	CGSP205-16	822009	Clark	-	-	-	-	145,000	-	-	-	-	-	145,000
Meridian Downtown Improvements A: East 03rd St, Franklin Rd / Carlton St	200267		Homan	-	25,000	12,000	-	-	-	-	-	-	-	37,000
Meridian Downtown Improvements A: East 2 1/2 St, Carlton Ave / Fairview Ave	102240		Homan	-	294,000	16,000	-	-	-	-	-	-	-	310,000
North/Northwest Boise Improvements A: State St and 21st St Pedestrian Crossing	CM214-45	823010	Converse	-	-	-	7,000	18,000	-	435,000	9,000	6,000	-	475,000
Northwest Boise Improvements A: Collister Dr, State St / Hill Rd	200270	824029	Jarsky	-	498,000	-	-	-	-	-	-	-	-	498,000
Pedestrian Crossing Safety Access Projects	209619		McCarthy	-	300,000	-	-	-	-	-	-	-	-	300,000
Star Improvements C: Star Rd, Main St / SH 44 (State St)	105030	823015	Dayley	-	-	-	-	100,000	-	-	-	-	-	100,000
US 20/26 (Chinden Blvd) and 43rd St Pedestrian Crossing	CM214-55	821047	Speer	-	57,000	-	-	-	-	-	35,000	-	-	92,000
Safe Sidewalks														
Safe Sidewalk Program (2025)	103650		Fisher	-	-	-	-	-	-	2,000,000	-	-	-	2,000,000
Vehicle Registration Fee Projects														
Access to Opportunity: Glenwood St, Spaulding Ranch Park / US 20/26 (Chinden Blvd)	202809	724031	Speer	-	772,000	-	-	-	-	-	-	-	-	772,000
Access to Opportunity: Mountain View Dr, Cole Rd / Glenwood St	204279	724048	Speer	-	193,000	-	-	-	-	-	-	-	-	193,000
Access to Opportunity: Phillippi St, Overland Rd / Irving St	104550	724049	Wheaton	-	1,099,000	-	-	-	-	-	-	-	-	1,099,000
Central Bench Improvements A: Garden St, Albion St / Franklin Rd	203889	822022	Jarsky	-	-	-	-	-	-	150,000	-	-	-	150,000
Central Bench Improvements A: Garden St, Bethel St / Emerald St	102110	822021	Jarsky	-	-	-	-	-	-	213,000	-	-	-	213,000
Central Bench Improvements B: Annett St, Malad St / Targee St	CM210-61	823029	Ware	-	12,000	-	-	-	-	-	-	-	-	12,000
Garden St and Alpine St Railroad Crossing	208519	824037	Jarsky	-	-	-	-	30,000	20,000	300,000	15,000	-	-	365,000

FY25 Capital Budget

FY25

Projects	GIS Number	Project #	PM	Concept	Prof. Services	Title Searches	Appraisals	ROW Acq	Survey	Construction	Const. Engineering	Utilities	Traffic Materials	Total Y1
				700 Y1	705 Y1	701 Y1	702 Y1	703 Y1	704 Y1	740 Y1	707 Y1	730 Y1	524 Y1	
Garden St, Franklin Rd / Bethel St	CM217-29	819007	Jarsky	-	-	-	-	-	-	118,000	-	-	-	118,000
Northwest Boise Improvements A: Hill Rd, Castle Dr / Outlook Ave	201259	824020	Selmer	-	36,000	-	-	-	-	-	-	-	-	36,000
Northwest Boise Improvements A: Roe St, Limelight St / Caswell St	104020	824010	Selmer	-	16,000	-	-	-	-	-	-	-	-	16,000
Pollard Ln, Floating Feather Rd Pedestrian Facilities	CM217-49	824009	Dayley	-	-	-	3,000	38,000	-	-	-	-	-	41,000
Southwest Boise Improvements A: Desert Ave, Latigo Dr / Cole Rd	208149	824021	Converse	-	200,000	-	-	-	-	-	-	-	-	200,000
Traffic Safety and Operations Program														
Operations and Maintenance														
Rapid Pavement Repair & Cooperative Projects (2025)	208009		Kuperus	-	-	-	-	-	-	500,000	-	-	-	500,000
Traffic Signals New and Upgraded (2025)	103640		Martin	-	-	-	-	-	-	-	-	-	1,300,000	1,300,000
Safety and Accessibility														
Central Bench Improvements A: Orchard St and Franklin Rd Accessible Pedestrian Signal	CM212-35	320005	Converse	-	-	-	-	-	-	120,000	-	-	-	120,000
Central Bench Improvements A: Rose Hill St and Owyhee St Mini Roundabout	CM214-49	321053	Selmer	-	-	-	-	-	-	153,000	-	-	-	153,000
Cole Rd Railroad Crossing, 3700' S/O Barker Rd	210189		Calderon	-	75,000	-	-	-	-	300,000	25,000	377,000	-	777,000
Let's Get There Safely - LPI Signalization Projects (2025)	209089		Degen	-	-	-	-	-	-	750,000	-	-	-	750,000
Rapid Project Implementation (RPI) - Signal Improvement Projects (2025)	209689		Degen	-	-	-	-	-	-	2,000,000	-	-	-	2,000,000
Rapid Project Implementation (RPI) - Speed Mitigation & Pedestrian Safety Improvement Pr	209819		Degen	-	-	-	-	-	-	1,200,000	-	-	-	1,200,000
Environmental Program														
Hyatt Stormwater Basin	200472		Anderson-Maguire	-	-	-	-	-	-	350,000	-	-	-	350,000
Trestlewood Basin #1406 Expansion and Revegetation	103630	424042	Anderson-Maguire	-	50,000	-	-	-	-	-	-	-	-	50,000
Grand Total				1,175,000	15,813,000	79,000	975,000	10,469,000	310,000	82,639,000	808,000	1,056,000	1,910,000	115,234,000

Restructured FY25 Budget 09/30/2024

FY26 Capital Budget

FY26

Projects	GIS Number	Project #	PM	Concept	Prof. Services	Title Searches	Appraisals	ROW Acq	Survey	Construction	Const. Engineering	Utilities	Traffic Materials	Total Y2
				700 Y2	705 Y2	701 Y2	702 Y2	703 Y2	704 Y2	740 Y2	707 Y2	730 Y2	524 Y2	
Bridges Program														
Major Bridges														
Eckert Rd Bridges #2147, #2148 and #2149, Boise River / Ridenbaugh Canal	200006	224003	Inselman	300,000	-	-	-	-	-	-	-	-	-	300,000
Fairview Ave Bridge #2196 and #2197, Boise River	200002	222015	Green	350,000	-	-	-	-	-	-	-	-	-	350,000
Star Bridge Improvements A: Star Rd Bridge #1008, 50' S/O Main St (Canyon Canal)	210029		Dayley	-	52,000	-	-	-	-	-	-	-	-	52,000
Minor Bridges														
Boise Bridge Improvements A: Quamash Way Bridge #1580, 400' N/O Grand Forest Dr	209899		Dayley	-	88,000	2,000	-	-	-	-	-	-	-	90,000
Boise Bridge Improvements A: Raymond St Bridge #1457, 430' N/O Fairview Ave	209929		Dayley	-	83,000	2,000	-	-	-	-	-	-	-	85,000
Boise Northwest Bridge Improvements A: Duncan Ln Bridge #1039, 20' N/O State St	209979		Selmer	-	79,000	1,000	-	-	-	-	-	-	-	80,000
Boise Northwest Bridge Improvements A: Roe St Bridge #1042, 100' N/O State St (Boise Valley Cana	209999		Selmer	-	56,000	1,000	-	-	-	-	-	-	-	57,000
Eagle Bridge Improvements A: Hidden Island Bridge #1609, 230' N/O Riverchase Way	210079		Clark	-	88,000	-	-	10,000	-	-	-	-	-	98,000
Eagle Bridge Improvements A: Moon Beam Way Bridge #1464, 350' S/O Moon Valley Rd	210089		Clark	-	20,000	-	-	26,000	-	-	-	-	-	46,000
Eagle Bridge Improvements B: Silver Bow Ave Bridge #1044, 140' N/O Timberland Dr	210099		Selmer	-	15,000	-	-	-	-	-	-	-	-	15,000
Eagle Bridge Improvements B: Waterton Ave Bridge #1043, 170' N/O Timberland Dr	210109		Selmer	-	20,000	-	-	-	-	-	-	-	-	20,000
Eagle Bridge Improvements C: Lanewood Rd #1020, 20' S/O Beacon Light Rd	209889		Selmer	-	157,000	1,000	-	-	-	-	-	-	-	158,000
Eagle Bridge Improvements C: Marypost Ave Bridge #1598, 160' S/O Bogus View Dr	209909		Converse	-	88,000	2,000	-	-	-	-	-	-	-	90,000
Eagle Bridge Improvements C: Park Ln Bridge #1024, 550' S/O Homer Rd	209919		Jarsky	-	130,000	2,000	-	-	-	-	-	-	-	132,000
Liberty Corridor A: Liberty St Bridge #2186, 240' N/O Franklin Rd	MA039	222011	Clark	-	-	-	-	-	-	1,728,000	84,000	10,000	-	1,822,000
Meridian Bridge Improvements A: Wells St Bridge #1224, 0.2 miles S/O Magic View Dr	200035	224005	Converse	-	-	-	-	2,000	-	-	-	-	-	2,000
Pipe Replacement Program (2026)	205452		Degen	-	-	-	-	-	-	800,000	-	-	-	800,000
Star Bridge Improvements A: Pollard Ln Bridge #1014, 320' N/O Millcreek Dr (Dry Creek Canal)	210049		Dayley	-	37,000	-	-	-	-	-	-	-	-	37,000
Star Bridge Improvements B: Millcreek Dr Bridge #1562, 180' E/O Glen Aspen Way	210039		Dayley	-	20,000	-	-	-	-	-	-	-	-	20,000
Capital Investment Program														
Cooperative														
Corridor Preservation & Developers Cooperative Projects: Impact Fee Eligible (2026)	203749		Little	-	-	-	-	1,500,000	-	150,000	-	-	-	1,650,000
Corridor Preservation & Developers Cooperative Projects: Non Impact Fee Eligible (2026)	203759		Little	-	-	-	-	200,000	-	150,000	-	-	-	350,000
Intersections														
Amity Rd and Maple Grove Rd	IN205-120	319049	Homan	-	-	-	46,000	-	-	-	-	-	-	46,000
Avalon St and Kay St	101890		Selmer	-	-	-	-	-	-	80,000	-	-	-	80,000
Eagle Rd and State St	IN211-04	320022	Homan	-	-	-	-	-	-	350,000	-	-	-	350,000
Floating Feather Corridor A: Floating Feather Rd and Park Ln	200315		Homan	-	50,000	-	-	-	-	-	-	-	-	50,000
Lake Hazel Corridor A: Lake Hazel Rd and Five Mile Rd	IN205-59	318038	Dayley	-	-	-	50,000	850,000	-	-	-	-	-	900,000
Lake Hazel Rd and Cloverdale Rd	IN205-34	320034	Dayley	-	-	-	-	-	-	10,428,000	42,000	1,000	60,000	10,531,000
Lake Hazel Rd and Eagle Rd	IN216-01	319050	Homan	-	-	-	-	-	-	3,200,000	-	-	-	3,200,000
Linder Rd and Floating Feather Rd Roundabout	IN217-03	320026	Ware	-	-	-	-	-	-	3,162,000	37,000	10,000	52,000	3,261,000
State St and Pierce Park Ln	IN210-03	317044	Ware	-	-	-	-	-	-	454,000	40,000	51,000	25,000	570,000
Ustick Corridor A: Ustick Rd and Black Cat Rd	IN202-09	322024	Jarsky	-	-	-	-	-	-	245,000	-	-	-	245,000
Ustick Corridor B: Ustick Rd and McDermott Rd	203589	323019	Jarsky	-	-	-	14,000	2,896,000	-	-	-	-	-	2,910,000
Roads														
Amity Corridor B: Amity Rd, Eagle Rd / Cloverdale Rd	202369		Clark	-	502,000	11,000	-	-	-	-	-	-	-	513,000
Eagle Rd, Lake Hazel Rd / Amity Rd	RD216-04	521043	Homan	-	-	-	-	-	-	1,400,000	5,000	-	-	1,405,000
Five Mile Corridor A: Five Mile Rd, Overland Rd / Franklin Rd	RD203-04	522026	Speer	-	-	-	100,000	2,220,000	-	-	-	-	-	2,320,000
Linder Rd, Overland Rd / Franklin Rd	RC0207	522038	Selmer	-	50,000	-	-	500,000	25,000	10,000,000	50,000	200,000	250,000	11,075,000
Linder Rd, SH 44 (State St) / Floating Feather Rd	RD209-28	520033	Ware	-	-	-	-	-	-	8,544,000	72,000	5,000	245,000	8,866,000
Maple Grove Rd, Amity Rd / Victory Rd	RD207-21	521044	Homan	-	-	-	95,000	1,000,000	-	-	-	-	-	1,095,000

FY26 Capital Budget

FY26

Projects	GIS Number	Project #	PM	Concept	Prof. Services	Title Searches	Appraisals	ROW Acq	Survey	Construction	Const. Engineering	Utilities	Traffic Materials	Total Y2
				700 Y2	705 Y2	701 Y2	702 Y2	703 Y2	704 Y2	740 Y2	707 Y2	730 Y2	524 Y2	
Star Rd, US 20/26 (Chinden Blvd) / SH 44 (State St)	200459		Inselman	500,000	-	-	-	-	-	-	-	-	-	500,000
Ustick Corridor A: Ustick Rd, Black Cat Rd / Ten Mile Rd	200919	522025	Jarsky	-	-	-	-	-	-	353,000	-	-	-	353,000
Ustick Corridor A: Ustick Rd, Ten Mile Rd / Linder Rd	RD207-24	521052	Selmer	-	-	-	-	-	-	11,810,000	75,000	50,000	200,000	12,135,000
Ustick Corridor B: Ustick Rd, Owyhee Storm Ave / Black Cat Rd	102502	523012	Jarsky	-	-	-	84,000	4,236,000	-	-	-	-	-	4,320,000
Capital Maintenance Program														
Federal														
Columbia Village Roadway and ADA Improvements	207799		Wheaton	-	1,233,000	-	-	-	-	-	-	-	-	1,233,000
Overland Rd, Orchard St / Vista Ave	200345	722037	Wheaton	-	-	-	-	-	-	8,366,000	50,000	-	-	8,416,000
Roadway and ADA Improvements (2024)	FAO2241	722017	Speer	-	-	-	-	-	-	450,000	75,000	-	-	525,000
Vista Ave, Overland Rd / Rose Hill St	103670	724002	Wheaton	-	20,000	-	-	450,000	-	-	-	-	-	470,000
Local														
09th St, Bannock St / State St	208229		Homan	-	-	-	-	-	-	1,050,000	-	-	-	1,050,000
Arterial & Collector Capital Maintenance (2026)	103550	524019	Selmer	-	-	-	-	-	-	4,487,000	90,000	-	50,000	4,627,000
Arterial & Collector Capital Maintenance (2027)	202089		Dayley	-	-	-	10,000	250,000	-	-	-	-	-	260,000
Arterial & Collector Capital Maintenance (2028)	203799		Converse	-	300,000	5,000	-	-	-	-	-	-	-	305,000
Cole Rd, Victory Rd / Overland Rd	205319	523006	Selmer	-	-	-	-	-	45,000	1,415,000	28,000	5,000	-	1,493,000
Cul-de-Sac Pavement Treatment (2026)	202099		Calderon	-	-	-	-	-	-	400,000	-	-	-	400,000
Cul-de-Sac Repair (2026)	202109		Calderon	-	-	-	-	-	-	400,000	-	-	-	400,000
Maintenance Crack Seal (2026)	202119		Calderon	-	-	-	-	-	-	800,000	200,000	-	-	1,000,000
Maintenance Slurry Seal (2026)	207619		Calderon	-	-	-	-	-	-	750,000	-	-	-	750,000
Meridian Downtown Pavement and Pedestrian Improvements (2025)	MTL222	520023	Homan	-	-	-	-	-	-	364,000	10,000	-	-	374,000
Residential Pavement and Pedestrian Improvements (2027)	MTL224	522031	Jarsky	-	-	-	-	124,000	-	-	-	-	-	124,000
State St Corridor Improvements C: State St, 14th St / W/O 08th St	207089	824011	Laws	-	-	-	-	-	-	5,300,000	25,000	6,000	150,000	5,481,000
Community Programs														
Bikeways														
Access to Opportunity: Fairview Ave Hill, Orchard St / Garden St	200144	724035	Speer	-	157,000	-	-	-	-	-	-	-	-	157,000
Bikeway Signage (2026)	210199		Rader	-	-	-	-	-	-	150,000	-	-	-	150,000
Bikeway Signage (2027)	104310		Rader	-	65,000	-	-	-	-	-	-	-	-	65,000
Central Bench Improvements C: Nez Perce St, Orchard St / Columbus St	BK218-17	822032	Dayley	-	102,000	-	-	-	-	-	-	-	-	102,000
Garden City Improvements B: Marigold St Bikeway, Garrett St / Greenbelt	204029		Rader	75,000	-	-	-	-	-	-	-	-	-	75,000
North/Northwest Boise Improvements B: 08th St Bike Facility, Washington St / Union St	104540	822040	Jarsky	-	196,000	15,000	-	-	-	-	-	-	-	211,000
Southeast Boise Improvements A: Capitol Blvd, Vista Ave / Greenbelt	BK218-36	821066	Ware	-	100,000	-	-	-	-	-	-	-	-	100,000
Southeast Boise Improvements B: Columbia Village Bikeway, Hwy 21 / Boise Ave	BK218-09	822020	Selmer	-	470,000	10,000	-	-	-	-	-	-	-	480,000
Southwest Boise Improvements B: Hollandale-Targee Bikeway, Locust Grove Rd / Entertainment A	BK218-63	822018	Ware	-	203,000	3,000	-	-	-	-	-	-	-	206,000
Core Community Projects														
15th St/16th St/Americana Blvd, Emerald St / Fort St	207499		Bautista	300,000	-	-	-	-	-	-	-	-	-	300,000
32nd St, US 20/26 (Chinden Blvd) / Clay St	103500	821016	Homan	-	-	-	7,000	30,000	-	-	-	-	-	37,000
Access to Opportunity: 38th St, south end / Adams St	204949	724043	Speer	-	180,000	-	-	-	-	-	-	-	-	180,000
Access to Opportunity: 40th St, South End / Boise River	105220	724044	Speer	-	67,000	-	-	-	-	-	-	-	-	67,000
Access to Opportunity: 43rd St, Ustick Rd / Boise River	105300	724045	Speer	-	157,000	-	-	-	-	-	-	-	-	157,000
Access to Opportunity: Allumbaugh St, Fairview Ave / Northview St	200204	724046	Wheaton	-	67,000	-	-	-	-	-	-	-	-	67,000
Access to Opportunity: Fairview Ave, Cole Rd / Curtis St Pedestrian Facilities	203667	724030	Speer	-	67,000	-	-	-	-	-	-	-	-	67,000
Access to Opportunity: Fairview Ave, Curtis Rd / Orchard St	202439	724036	Speer	-	67,000	-	-	-	-	-	-	-	-	67,000
Access to Opportunity: Franklin Rd, Milwaukee St / Liberty St	203019	724033	Wheaton	-	67,000	-	-	-	-	-	-	-	-	67,000
Access to Opportunity: Irving St, Curtis Rd / Roosevelt St	201379	724047	Wheaton	-	90,000	-	-	-	-	-	-	-	-	90,000

FY26 Capital Budget

FY26

Projects	GIS Number	Project #	PM	Concept	Prof. Services	Title Searches	Appraisals	ROW Acq	Survey	Construction	Const. Engineering	Utilities	Traffic Materials	Total Y2
				700 Y2	705 Y2	701 Y2	702 Y2	703 Y2	704 Y2	740 Y2	707 Y2	730 Y2	524 Y2	
Access to Opportunity: Kent St, US 20/26 (Chinden Blvd) / Alworth St	104350	724032	Speer	-	22,000	-	-	-	-	-	-	-	-	22,000
Access to Opportunity: US 20/26 (Chinden Blvd) and 50th St Pedestrian Improvements	104990	724034	Speer	-	20,000	-	-	-	-	-	-	-	-	20,000
Central Bench Improvements C: Victory Rd, Virginia Ave / E/O UPRR	203339		Clark	-	100,000	-	-	-	-	-	-	-	-	100,000
Eagle Improvements B: Park Ln, SH44 (State St) / Floating Feather Rd	104000		Jarsky	-	496,000	7,000	-	-	-	-	-	-	-	503,000
Emerald St, Camelot Dr / Raymond St	201619	822045	Clark	-	416,000	-	-	-	-	-	-	-	-	416,000
Garden City Improvements B: Adams St, 49th St / 37th St	208079		Phillips	160,000	-	-	-	-	-	-	-	-	-	160,000
Garden City West Improvements A: Arney Ln, Riverside Dr / SH 44 (State St)	104420	822016	Clark	-	53,000	1,000	-	-	-	-	-	-	-	54,000
Garden City West Improvements A: Riverside Dr, Strawberry Glenn Rd / Glenwood St	104440		Clark	-	83,000	1,000	-	-	-	-	-	-	-	84,000
Horseshoe Bend Rd, State St / Hill Rd	CM214-26	821056	Dayley	-	-	-	-	-	-	128,000	-	-	-	128,000
Kuna Improvements B: Avenue B, 02nd St / Main St	103910		Jarsky	-	78,000	2,000	-	-	-	-	-	-	-	80,000
Kuna Improvements B: Avenue D, Main St / 04th St	200234		Jarsky	-	98,000	3,000	-	-	-	-	-	-	-	101,000
Liberty Corridor A: Liberty St Sidewalk and Bikeway, Douglas St / Denton St	CGSP205-16	822009	Clark	-	-	-	-	-	-	2,830,000	20,000	8,000	-	2,858,000
Meridian Downtown Improvements A: East 03rd St, Franklin Rd / Carlton St	200267		Homan	-	92,000	-	-	-	-	-	-	-	-	92,000
Meridian Downtown Improvements A: East 2 1/2 St, Carlton Ave / Fairview Ave	102240		Homan	-	140,000	-	-	-	-	-	-	-	-	140,000
North Boise Improvements A: Boise Hills Dr, 07th St / Mesa Grande Ln	104530		Jarsky	-	87,000	2,000	-	-	-	-	-	-	-	89,000
North Meridian Improvements A: McMillan Rd, Montelino Way / 775' E/O Montelino Way	103120		Converse	-	10,000	1,000	-	-	-	-	-	-	-	11,000
Pedestrian Crossing Safety Access Projects	209619		McCarthy	-	95,000	-	-	-	-	-	-	-	-	95,000
Star Improvements C: Star Rd, Main St / SH 44 (State St)	105030	823015	Dayley	-	-	-	-	-	35,000	1,095,000	35,000	21,000	38,000	1,224,000
Western Heritage Byway (Swan Falls Rd), Initial Point / southern terminus	103710	822012	Speer	-	-	-	-	144,000	-	-	-	-	-	144,000
Safe Sidewalks														
Safe Sidewalk Program (2026)	202259		Fisher	-	-	-	-	-	-	2,000,000	-	-	-	2,000,000
Vehicle Registration Fee Projects														
Access to Opportunity: Glenwood St, Spaulding Ranch Park / US 20/26 (Chinden Blvd)	202809	724031	Speer	-	45,000	-	-	-	-	-	-	-	-	45,000
Access to Opportunity: Mountain View Dr, Cole Rd / Glenwood St	204279	724048	Speer	-	113,000	-	-	-	-	-	-	-	-	113,000
Access to Opportunity: Phillippi St, Overland Rd / Irving St	104550	724049	Wheaton	-	641,000	-	-	-	-	-	-	-	-	641,000
North Boise Improvements A: Irene St, 32nd St / 28th St	104060		Converse	-	334,000	10,000	-	-	-	-	-	-	-	344,000
North Meridian Improvements A: McMillan Rd and Palatine Way Pedestrian Crossing	104430		Jarsky	-	119,000	1,000	-	-	-	-	-	-	-	120,000
North Meridian Improvements A: McMillan Rd, Red Horse Way / Locust Grove Rd	104690		Clark	-	50,000	1,000	-	-	-	-	-	-	-	51,000
Pollard Ln, Floating Feather Rd Pedestrian Facilities	CM217-49	824009	Dayley	-	-	-	-	-	25,000	352,000	10,000	5,000	33,000	425,000
Southwest Boise Improvements B: Lake Hazel Middle School Pedestrian Improvements	204399		Dayley	-	156,000	4,000	-	-	-	-	-	-	-	160,000
Southwest Boise Improvements B: Valley Heights Dr and Paris Lateral	104710		Dayley	-	30,000	1,000	-	-	-	-	-	-	-	31,000
West Bench Improvements A: Clement St, Cabarton Ln / Mountain View Dr	100002		Selmer	-	63,000	6,000	-	-	-	-	-	-	-	69,000
West Bench Improvements A: Linda Vista Ln, Cory Ln / Ustick Rd	200198		Selmer	-	115,000	7,000	-	-	-	-	-	-	-	122,000
West Bench Improvements A: Milwaukee St, Marcum St / Ustick Rd	200199		Jarsky	-	151,000	1,000	-	-	-	-	-	-	-	152,000
Traffic Safety and Operations Program														
Operations and Maintenance														
Rapid Pavement Repair & Cooperative Projects (2026)	208019		Kuperus	-	-	-	-	-	-	500,000	-	-	-	500,000
Traffic Signals New and Upgraded (2026)	202269		Martin	-	-	-	-	-	-	-	-	-	300,000	300,000
Safety and Accessibility														
Curtis Rd, Targee St / Overland Rd	204959		Inselman	100,000	-	-	-	-	-	-	-	-	-	100,000
Let's Get There Safely - LPI Signalization Projects (2026)	209109		Degen	-	-	-	-	-	-	750,000	-	-	-	750,000
Rapid Project Implementation (RPI) - Signal Improvement Projects (2026)	209699		Degen	-	-	-	-	-	-	500,000	-	-	-	500,000
Rapid Project Implementation (RPI) - Signal Improvement Projects (2027)	209709		Degen	-	50,000	-	-	-	-	-	-	-	-	50,000
Rapid Project Implementation (RPI) - Speed Mitigation & Pedestrian Safety Improvement Projects	209829		Degen	-	-	-	-	-	-	500,000	-	-	-	500,000
Environmental Program														

FY26 Capital Budget

FY26

Projects	GIS Number	Project #	PM	Concept	Prof. Services	Title Searches	Appraisals	ROW Acq	Survey	Construction	Const. Engineering	Utilities	Traffic Materials		
				700 Y2	705 Y2	701 Y2	702 Y2	703 Y2	704 Y2	740 Y2	707 Y2	730 Y2	524 Y2	Total Y2	
Green Stormwater Implementation (2027)	206232		Anderson-Magu	-	50,000	-	-	-	-	-	-	-	-	-	50,000
Trestlewood Basin #1406 Expansion and Revegetation	103630	424042	Anderson-Magu	-	-	-	-	-	-	500,000	-	-	-	-	500,000
Grand Total				1,785,000	8,850,000	103,000	406,000	14,438,000	130,000	85,941,000	948,000	372,000	1,403,000		114,376,000

Restructured FY25
Budget 09302024