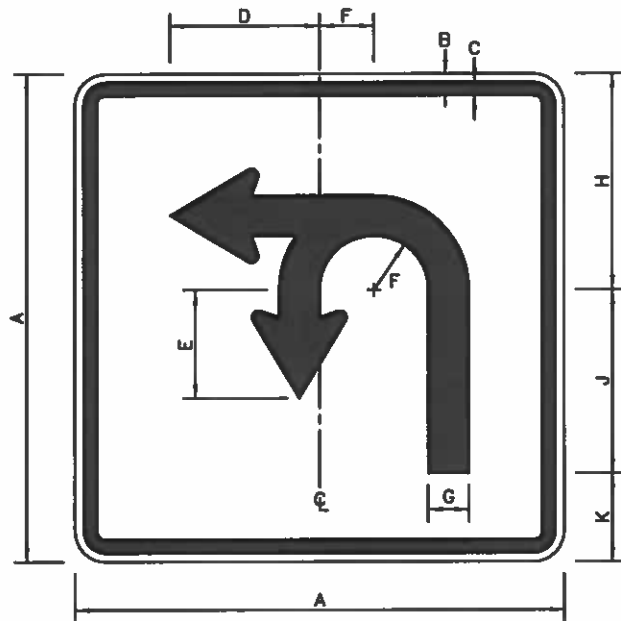


SR3-100



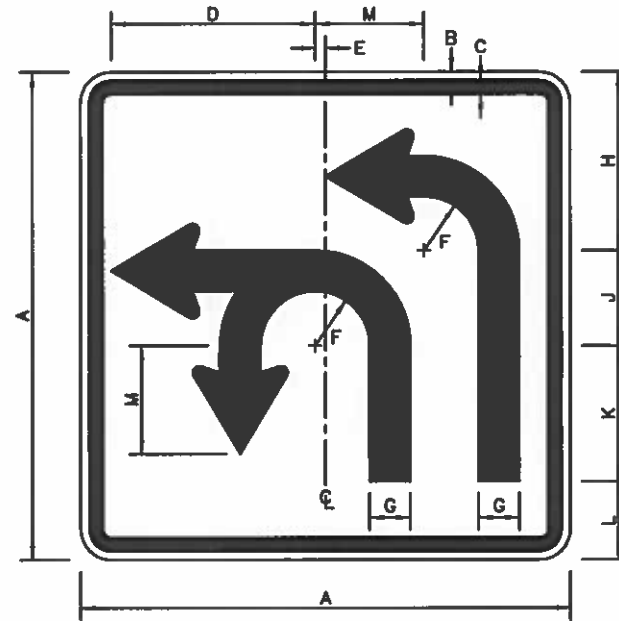
| SIZE | DIMENSIONS (INCHES) | | | | |
|----------|---------------------|-----|-----|-------|-------|
| | A | B | C | D | E |
| MINIMUM | 24 | 3/8 | 5/8 | 7 3/8 | 5 3/8 |
| STANDARD | 36 | 5/8 | 7/8 | 11 | 8 |

| SIZE | DIMENSIONS (INCHES) | | | | |
|----------|---------------------|---|--------|--------|-------|
| | F | G | H | J | K |
| MINIMUM | 2 5/8 | 2 | 10 5/8 | 9 | 4 3/8 |
| STANDARD | 4 | 3 | 16 | 13 1/2 | 6 1/2 |

NOTES:

- FOR ARROWHEAD DIMENSIONS, SEE ACHD STANDARD DETAIL TS-1115, SHEET 3.
- ARROW AND BORDER COLORS SHALL BE BLACK. SIGN BACKGROUND COLOR SHALL BE WHITE (REFL.).

SR3-101



| SIZE | DIMENSIONS (INCHES) | | | | | |
|----------|---------------------|-----|-----|----|-----|-------|
| | A | B | C | D | E | F |
| MINIMUM | 24 | 3/8 | 5/8 | 10 | 1/2 | 2 5/8 |
| STANDARD | 36 | 5/8 | 7/8 | 15 | 3/4 | 4 |

| SIZE | DIMENSIONS (INCHES) | | | | | |
|----------|---------------------|---------|-------|---------|-------|--------|
| | G | H | J | K | L | M |
| MINIMUM | 2 | 8 15/16 | 4 3/4 | 6 11/16 | 3 5/8 | 5 5/16 |
| STANDARD | 3 | 13 1/4 | 7 | 10 | 5 3/4 | 8 |

POLICY:

LANE USE CONTROL SIGN MAY BE USED AT SIGNALIZED INTERSECTIONS WITH SEPARATE TURN PHASES. THESE SIGNS MAY ALSO BE USED TO INDICATE THE TYPES OF MOVEMENTS PERMITTED AT MAJOR INTERSECTIONS.

3/7/2013



| REV | DATE | BY | DESCRIPTION |
|-----|------|----|-------------|
| | | | |
| | | | |
| | | | |




| • SIGNATURES • | |
|-------------------------|---------------------------|
| Drawn By: Michael Pagan | Checked By: Michael Pagan |
| Date: 05/20/09 | Approved By: Jim Larson |
| File: 10-1100100 | |

| • SHEET TITLE • | |
|-----------------|--|
| SPECIAL SIGNS | |
| DETAILS | |

TS-1115

SW-101



RIGHT

COLORS:
Border and Legend - BLACK
Background - YELLOW (REFL.)

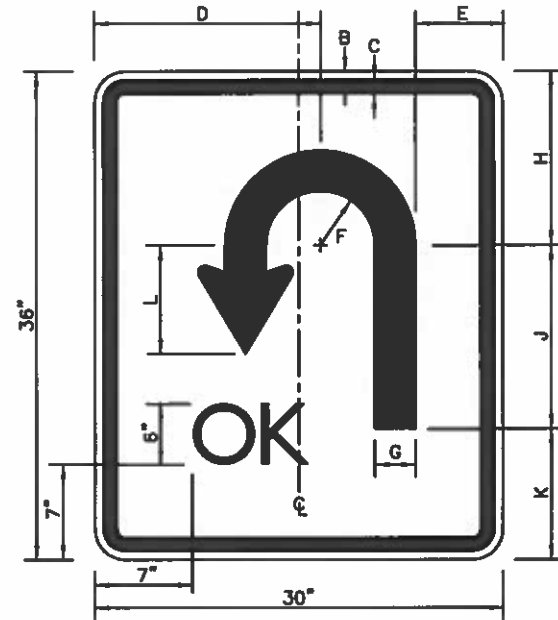
* Reduce spacing 70%

| SIZE | CORNER RADIUS | DIMENSIONS (INCHES) | | | | | | |
|----------|---------------|---------------------|-----|-------|----|----|---|-------|
| | | A | B | C | D | E | F | G |
| MINIMUM | 2 1/4 | 36 | 5/8 | 7/8 | 5D | 5E | 3 | 1 1/2 |
| STANDARD | 3 | 48 | 3/4 | 1 1/4 | 6D | 6E | 4 | 2 |

POLICY:

THE "THRU TRAFFIC MERGE LEFT (RIGHT)" SIGN SHALL BE USED TO INFORM MOTORISTS THAT THE INSIDE OR OUTSIDE LANE IS BEING DROPPED AND THRU TRAFFIC MUST MERGE TO AVOID BEING TRAPPED IN A MANDATORY EXIT OR TURN LANE.

SR3-102



COLORS:
Border and Legend - BLACK
Background - WHITE (REFL.)

| SIZE | DIMENSIONS (INCHES) | | | | | |
|----------|---------------------|------|------|-----|---|---|
| | B | C | D | E | F | G |
| STANDARD | 0.5 | 0.75 | 16.5 | 6.5 | 4 | 3 |

| SIZE | DIMENSIONS (INCHES) | | | | |
|----------|---------------------|------|-----|---|--|
| | H | J | K | L | |
| STANDARD | 13 | 13.5 | 9.5 | 8 | |

POLICY:

THE "U-TURN OK" SIGN CAN BE USED AT SIGNALIZED INTERSECTIONS WITH OR WITHOUT FLASHING YELLOW ARROWS TO INFORM MOTORISTS THAT A U-TURN IS PERMISSIBLE.

3/7/2013



| | | | |
|--|--|--|--|
| | | | |
| | | | |
| | | | |
| | | | |

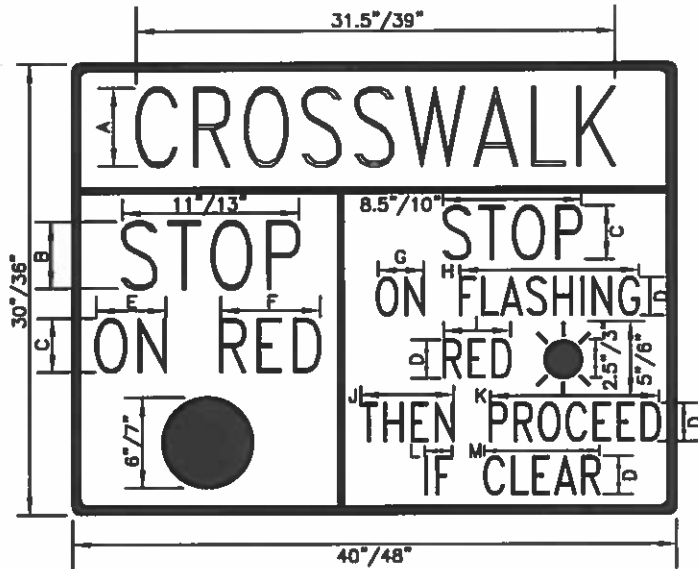


| | | | |
|----------------|--------------|-------------|--------------|
| • SIGNATURES • | | | |
| Drawn By | Autumn Smith | Checked By | Autumn Smith |
| Date | 10/21/08 | Design By | Autumn Smith |
| File | 10-1150-000 | Approved By | Steve Gyles |

| | |
|----------------|---------|
| • BEST TITLE • | |
| SPECIAL SIGNS | DETAILS |

• ENGINEER SEAL, No. •
TS-1115

R10-23 (MOD)



NOTES:

1. ALL FONTS ARE TO BE HIGHWAY GOTHIC "C".
2. FOR BACKGROUND, MATERIAL IS TO BE WHITE DIAMOND GRADE SHEETING.

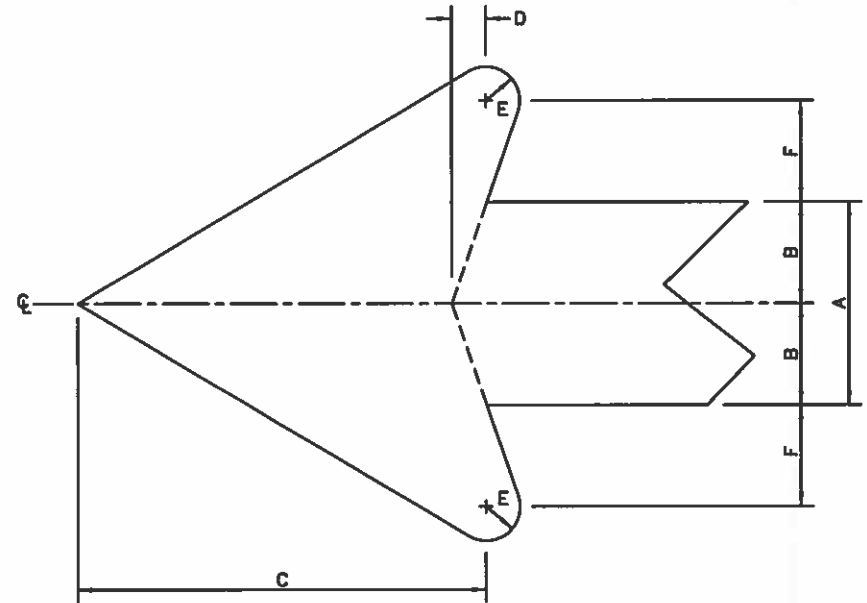
COLORS:

- Border - BLACK
 Legend (CROSSWALK) - WHITE (REFL.)
 Background (CROSSWALK) - BLACK
 Legend (STOP...) - BLACK
 Background (STOP...) - WHITE (REFL.)

| SIZE | CORNER RADIUS | DIMENSIONS (INCHES) | | | | | | | | | | | | |
|----------|---------------|---------------------|------|------|------|------|------|------|------|---|-----|----|------|------|
| | | A | B | C | D | E | F | G | H | I | J | K | L | M |
| STANDARD | 2 | 5.25 | 4.5 | 3.5 | 2.5 | 4.5 | 6.5 | 3.25 | 12.5 | 5 | 6.5 | 12 | 2.25 | 9.5 |
| LARGE | 3 | 6.25 | 5.25 | 4.25 | 3.25 | 5.25 | 7.75 | 4 | 15 | 6 | 8 | 14 | 2.5 | 11.5 |

GUIDANCE:

THE "CROSSWALK STOP ON RED" SIGN SHALL BE USED AT PEDESTRIAN HYBRID BEACONS TO INFORM MOTORISTS THAT THE FLASHING RED INDICATION INDICATES A DRIVER MAY PROCEED IF PEDESTRIANS HAVE COMPLETED CROSSING. THE "LARGE" SIGN SHOULD BE USED IN ALL APPLICATIONS UNLESS OTHERWISE APPROVED BY THE ACHD TRAFFIC ENGINEER.



| DIMENSIONS | | | | |
|------------|--------|--------|--------|--------|
| B | C | D | E | F |
| 0.500A | 2.030A | 0.155A | 0.200A | 0.650A |

A = Width of shaft

STANDARD ARROWHEAD DETAIL FOR GUIDE AND REGULATORY SIGNS

3/7/2013



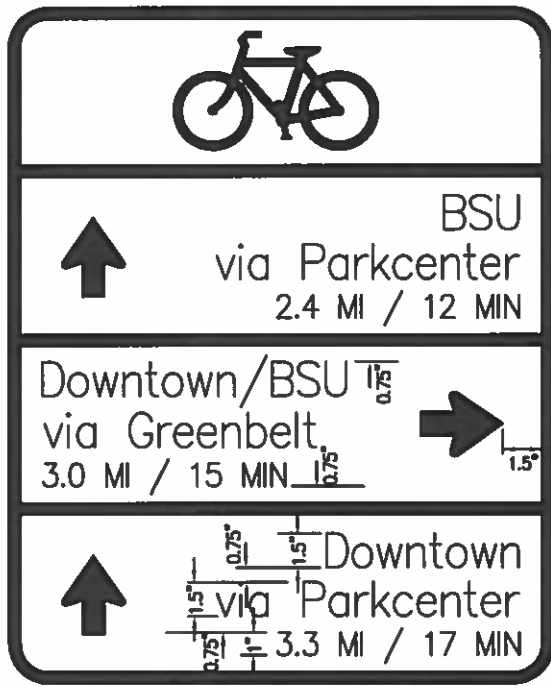
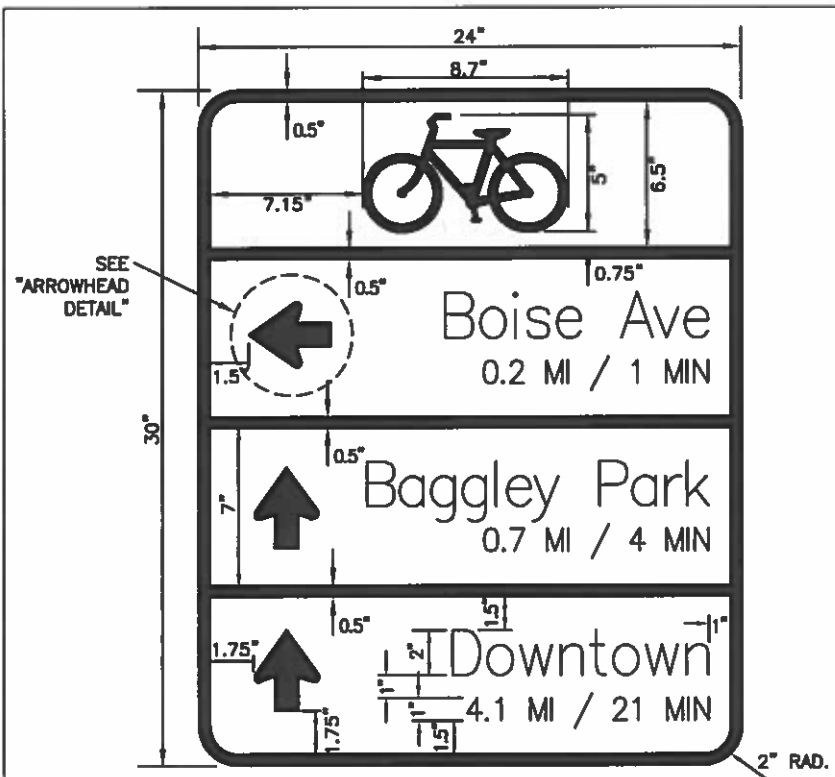
| NO. | DATE | BY | REVISIONS |
|-----|------|----|-----------|
| | | | |
| | | | |
| | | | |



| DESIGNER | | CHECKER | |
|------------------|--------------------|-------------------|---------------------|
| Drawn By: [Name] | Checked By: [Name] | Design By: [Name] | Reviewed By: [Name] |
| Date: 6/25/11 | File: 10-1110-000 | | |

| SHEET TITLE | |
|---------------|---------|
| SPECIAL SIGNS | DETAILS |

| |
|-------------------|
| PROJECT NO. 12842 |
| TS-1115 |

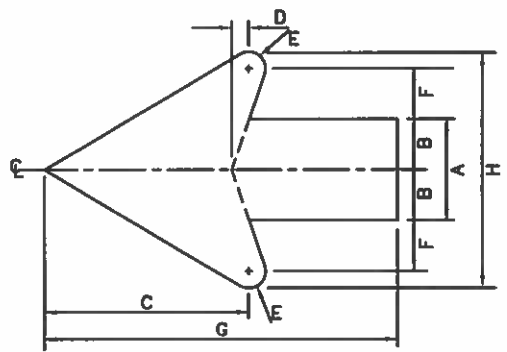


COLORS:
 Border - WHITE
 Legend - WHITE
 Background - GREEN

GUIDANCE:
 BICYCLE WAYFINDING SIGNS ARE USED TO GUIDE CYCLISTS ON ROADWAYS THAT ARE GENERALLY CONDUCTIVE TO ACCOMMODATING BICYCLE TRAFFIC. ROUTES MAY HAVE BIKE LANES, HAVE RELATIVELY LOW TRAFFIC VOLUMES OR USE NEIGHBORHOOD STREETS. TYPICAL DESTINATIONS INCLUDE SCHOOLS, COMMUNITY FACILITIES (SUCH AS PARKS) AND GOVERNMENT BUILDINGS.

NOTES:

- ALL FONTS ARE TO BE CLEARVIEW HWY 2B. CLEARVIEW HWY 1B MAY BE USED TO FIT ALL LETTERING IN THE APPROPRIATE SPACE IF NEEDED.
- FOR BACKGROUND, MATERIAL SHALL BE TYPE III OR TYPE IV HIGH INTENSITY PRISMATIC SHEETING, CONFORMING TO THE MOST RECENTLY ADOPTED VERSION ASTM D4956.
- MAX. NUMBER OF LETTERS PER DESTINATION:
 ONE LINE OF TEXT: 14
 TWO LINES OF TEXT: 18



| DIMENSIONS | | | |
|------------|-------|-------|-------|
| A | B | C | D |
| 1.10" | 0.55" | 2.25" | 0.17" |
| E | F | G | H |
| 0.22" | 0.72" | 3.5" | 3.0" |

ARROW-HEAD DETAIL

| NO. | DATE | BY | DESCRIPTION |
|-----|------|----|-------------|
| | | | |
| | | | |
| | | | |



| SIGNATURES | | |
|------------|--|--|
| | | |
| | | |
| | | |

| SHEET TITLE | |
|-------------|--|
| | |
| | |

3/7/2013

TS-1115